



FEEDBACK CONSOLIDATION

ACADEMIC YEAR

2022 – 2023



Action taken report for the Analysis of Feedback Collected from various stakeholders, such as Students, Teachers, Employers, Alumni on the academic performance and ambience of the institution during Academic year

Department of Biotechnology

Academic Year: 2022 -2023

Date: 05.08.2023



Feedback Collected from	Number responses	of	Suggestions
Faculty	6		IPR awareness programs may be arranged for applying patent
Student	105		Prerequisite extra explanations for certain Problematic subjects and Mathematics
Alumni	18		Practical knowledge of the students must be improved
Employers	2		Students must be trained properly before attending interview.


Prepared By


HOD-BT


Principal

Principal
Arunai Engineering College
Tiruvannamalai - 606 603

	ARUNAI ENGINEERING COLLEGE QUALITY PROCESS DESCRIPTION FORM FOR TEACHING EVALUATION BY FACULTY Standard: ISO 9001:2015		Format : F-FDB-06 Version : 01
---	---	---	---

Teaching Faculty Feedback Analysis

Department of Chemical Engineering

Academic Year: 2022-2023

Academic performance measured through teaching – learning process, curriculum plan and implementation, ambience of the institution, governance

S.NO	Details	Avg Score (Out of 5)
1	Aims and objectives of the syllabus are well defined and clear.	4.3
2	The course/syllabus of this course increased my knowledge and perspective in the subject area	4.4
3	The curriculum is sufficient to cover the programme/ course outcomes.	4.0
4	The timely coverage of the syllabus is possible in the mentioned number of hours.	4.5
5	I have the freedom to adopt new techniques/education tools /strategies in teaching	4.0
6	Good facility and encouragement are available	4.4
7	The library is well equipped	4.2
8	The infrastructure available in the college/ department is excellent and efficiently used	4.1
9	Classroom Facilities are adequately good (LCD/Audio/Computer/Seating Arrangement etc)	4.7
10	Rest rooms, toilets, laboratory, playground, classrooms are clean and well maintained.	4.5
11	Authorities are approachable and accessible	4.8
12	The work distribution is fair and work load is reasonable in the department	4.4
13	There is a recognition/ appraisal system/ Incentive/ Appreciation of the individual work.	4.7

Suggestions for improvement: Nil

Handwritten signature

Handwritten signature

HOD-CHEMICAL



ARUNAI ENGINEERING COLLEGE
QUALITY PROCESS DESCRIPTION
FORM FOR TEACHING EVALUATION BY STUDENTS
 Standard: ISO 9001:2015



Format : F-FDB-02
Version : 01

STUDENTS CONSOLIDATED FEEDBACK ON FACULTY

Date: 24.2.2023

ACADEMIC YEAR: 2022 - 23

Criteria/Subject code	CH 8601	CH 8651	CH 8602	CH 8652	CH 8608	CH 8004						
PLANNING AND ORGANISATION	4	5	5	4	5	4						
PRESENTATION / COMMUNICATION	4	4	5	4	5	5						
STUDENTS PARTICIPATION	4	5	5	5	5	4						
CLASS MANAGEMENT / ASSESSMENT OF STUDENTS	5	4	5	5	5	5						
OVERALL RATING	5	5	5	4	5	5						
ASSESSMENT IN PERCENTAGE	5	4	4	4	5	5						
AVERAGE % (SATISFACTION INDEX) : 83.33 %												

Description:-	Excellent	-	Very Good	-	Good	-	Fair	-	Poor
Rating Point:-	5		4		3		2		1

A. [Signature]

HOD/CHEMICAL

[Signature]



ARUNAI ENGINEERING COLLEGE
QUALITY PROCESS DESCRIPTION
Standard: ISO 9001:2015
2022-2023



CONSOLIDATED ALUMNI FEEDBACK

S.No	Suggestion given by Alumni
1	Provide placement training

Prepared By

HOD-CHEMICAL

Principal

Arunai Engineering College
Tiruvannamalai - 606 603



ARUNAI ENGINEERING COLLEGE
QUALITY PROCESS DESCRIPTION
Standard: ISO 9001:2015
2022-2023



CONSOLIDATED EMPLOYERS FEEDBACK

S.No	Suggestion given by Alumni
1	Alumni success stories

Prepared By

HOD-CHEMICAL

Principal

Arunai Engineering College
Tiruvannamalai - 606 603



Analysis of Feedback Collected from various stakeholders, such as Students, Teachers, Employers, Alumni on the academic performance and ambience of the institution during Academic year 2022-23

Department of Civil Engineering

Date: 05.04.2023

Feedback Collected from	Number of responses	Suggestions
Faculty	7	More exposure to case studies and field visits related to curriculum.
Students	35	Need practical sessions for learning new technologies used in recent trends.
Alumni	12	Suggested to provide training related to core area.
Employers	4	Curriculum should focus on the improvement of employment opportunities.

P. Jayanthi
Prepared By

P. Kathiresan
HEAD OF THE DEPARTMENT
HOD/CIVIL
DEPT. OF CIVIL ENGINEERING
ARUNAI ENGINEERING COLLEGE
TIRUVANNAMALAI - 606 603

[Signature]
PRINCIPAL
Arunai Engineering College
Tiruvannamalai - 606 603



ARUNAI ENGINEERING COLLEGE
QUALITY PROCESS DESCRIPTION
FORM FOR TEACHING EVALUATION BY FACULTY
Standard: ISO 9001:2015



Format : F-FDB-06
Version : 01

Teaching Faculty Feedback Analysis
Department of CIVIL

Academic Year: 2022-2023

Academic performance measured through teaching – learning process, curriculum plan and implementation, ambience of the institution, governance

S.NO	Details	Avg Score (Out of 5)
1	Aims and objectives of the syllabus are well defined and clear.	4.5
2	The course/syllabus of this course increased my knowledge and perspective in the subject area.	4.3
3	The curriculum is sufficient to cover the programme / course outcomes.	4.2
4	The timely coverage of the syllabus is possible in the mentioned number of hours.	4.4
5	I have the freedom to adopt new techniques/education tools /strategies in teaching	4.6
6	Good facility and encouragement are available	4.3
7	The library is well equipped	4.1
8	The infrastructure available in the college/ department is excellent and efficiently used	4.5
9	Classroom Facilities are adequately good (LCD/Audio/Computer/Seating Arrangement etc)	4.1
10	Rest rooms, toilets, laboratory, playground, classrooms are clean and well maintained.	4.0
11	Authorities are approachable and accessible	4.6
12	The work distribution is fair and work load is reasonable in the department	4.2
13	There is a recognition/ appraisal system / Incentive/ Appreciation of the individual work.	4.3

Suggestions for improvement: Need individual room to provide department library books

R. Kothandaram
HOD-CIVIL



ARUNAI ENGINEERING COLLEGE
QUALITY PROCESS DESCRIPTION
FORM FOR TEACHING EVALUATION BY STUDENTS
Standard: ISO 9001:2015



Format : F-FDB-02
Version : 01

STUDENTS CONSOLIDATED FEEDBACK ON FACULTY

Date: 19.12.2022

ACADEMIC YEAR: 2022 - 23

Criteria/Subject code	(E330)	(E3302)	(E3303)	(E335)	(ME335)	(MA335)						
PLANNING AND ORGANISATION	4.48	4.44	4.52	4.4	4.64	4.4						
PRESENTATION / COMMUNICATION	4.6	4.52	4.28	4.64	4.52	4.52						
STUDENTS PARTICIPATION	4.56	4.56	4.2	4.6	4.52	4.56						
CLASS MANAGEMENT / ASSESSMENT OF STUDENTS	4.56	4.56	4.68	4.44	4.64	4.48						
OVERALL RATING	4.55	4.52	4.42	4.52	4.58	4.49						
ASSESS MENT IN PERCENTAGE	91%	90.4%	88.4%	90.4%	91.6%	89.8%						
AVERAGE % (SATISFACTION INDEX) : 90.26%												

Description:-	Excellent	-	Very Good	-	Good	-	Fair	-	Poor
Rating Point:-	5		4		3		2		1

R. Kothiloman
HOD-CIVIL



ARUNAI ENGINEERING COLLEGE
QUALITY PROCESS DESCRIPTION
FORM FOR TEACHING EVALUATION BY STUDENTS
Standard: ISO 9001:2015



Format : F-FDB-02
Version : 01

STUDENTS CONSOLIDATED FEEDBACK ON FACULTY

Date: 29.11.2022

ACADEMIC YEAR: 2022-23

Criteria/Subject code	CE8501	CE8502	CE8591	EN8491	GE8091	OAI551					
PLANNING AND ORGANISATION	4.44	4.68	4.56	4.56	4.4	4.44					
PRESENTATION / COMMUNICATION	4.52	4.56	4.48	4.64	4.52	4.64					
STUDENTS PARTICIPATION	4.68	4.76	4.64	4.56	4.52	4.6					
CLASS MANAGEMENT / ASSESSMENT OF STUDENTS	4.64	4.6	4.64	4.48	4.64	4.48					
OVERALL RATING	4.57	4.65	4.58	4.56	4.52	4.54					
ASSESSMENT IN PERCENTAGE	91.4%	92%	91.6%	91.2%	90.4%	90.8%					
AVERAGE % (SATISFACTION INDEX) : 91.4%											

Description:-	Excellent	-	Very Good	-	Good	-	Fair	-	Poor
Rating Point:-	5		4		3		2		1

R. Kishore
HOD-CIVIL



ARUNAI ENGINEERING COLLEGE
QUALITY PROCESS DESCRIPTION
FORM FOR TEACHING EVALUATION BY STUDENTS
Standard: ISO 9001:2015



Format : F-FDB-02
Version : 01

STUDENTS CONSOLIDATED FEEDBACK ON FACULTY

Date: 21.11.2022.

ACADEMIC YEAR: 2022-23

Criteria/Subject code	(E8701)	(E8702)	(E8703)	(E8011)	(ML751)						
PLANNING AND ORGANISATION	4.67	4.72	4.72	4.76	4.84						
PRESENTATION / COMMUNICATION	4.52	4.76	4.68	4.56	4.84						
STUDENTS PARTICIPATION	4.44	4.48	4.52	4.56	4.48						
CLASS MANAGEMENT / ASSESSMENT OF STUDENTS	4.56	4.76	4.56	4.64	4.44						
OVERALL RATING	4.54	4.60	4.62	4.63	4.65						
ASSESSMENT IN PERCENTAGE	90.8%	92%	92.4%	92.6%	93%						
AVERAGE % (SATISFACTION INDEX) : 92.16%											
Description:-	Excellent	-	Very Good	-	Good	-	Fair	-	Poor		
Rating Point:-	5		4		3		2		1		

R. Kothilam
HOD-CIVIL



Analysis of Feedback from Alumni on the academic performance and ambience of the institution during Academic year 2022-23

Department of Civil Engineering

Date: 05.04.2023

S.No.	Suggestions given by Alumni
1.	Suggested to provide training related to core area.

P. Jayaram
Prepared By

R. Kathiravan
HOD/CIVIL
HEAD OF THE DEPARTMENT
DEPT. OF CIVIL ENGINEERING
ARUNAI ENGINEERING COLLEGE
TIRUVANNAMALAI - 606 603

[Signature]
PRINCIPAL
Principal
Arunai Engineering College
Tiruvannamalai - 606 603



Analysis of Feedback from Employers on the academic performance and ambience of the institution during Academic year 2022-23

Department of Civil Engineering

Date: 05.04.2023

S.No.	Suggestions given by Employers
1.	Curriculum should focus on the improvement of employment opportunities.

P. Jayanthi
Prepared By

R. Kathiravan
HOD/CIVIL
HEAD OF THE DEPARTMENT
DEPT. OF CIVIL ENGINEERING
ARUNAI ENGINEERING COLLEGE
TIRUVANNAMALAI - 606 603


PRINCIPAL
Principal
Arunai Engineering College
Tiruvannamalai - 606 603



ARUNAI ENGINEERING COLLEGE
QUALITY PROCESS DESCRIPTION
ACTION TAKEN ON FEEDBACK ANALYSIS
Standard: ISO 9001:2015



Format : F-FDB-02
Version : 01

Consolidated Analysis of Feedback Collected from various stakeholders, such as Students, Teachers, Employers, Alumni on the academic performance and ambience of the institution during Academic year 2022 – 23

Feedback Collected from	Number of responses	Suggestions
Faculty	10	Textbooks for new regulation to be included in the department library
Students	120	Programmes to improve the students technical skills must be increased
Alumni	10	Apart from subject knowledge provide them some additional inputs which were suitable to sustain in industry
Employers	1	Improve the domain knowledge and to put employability skills


Prepared By


Principal
Arunai Engineering College
Tiruvannamalai - 606 603


HOD-CSE



ARUNAI ENGINEERING COLLEGE
QUALITY PROCESS DESCRIPTION
FORM FOR TEACHING EVALUATION BY FACULTY
Standard: ISO 9001:2015



Format : F-FDB-06
Version : 01

Teaching Faculty Feedback Analysis
Department of Computer Science and Engineering

05.05.2023

Academic Year: 2022 – 2023

Academic performance measured through teaching – learning process , curriculum plan and implementation , ambience of the institution, governance

S.NO	Details	Avg Score (Out of 5)
1	Aims and objectives of the syllabus are well defined and clear.	4.1
2	The course/syllabus of this course increased my knowledge and perspective in the subject area.	4.1
3	The curriculum is sufficient to cover the programme / course outcomes.	4.0
4	The timely coverage of the syllabus is possible in the mentioned number of hours.	4.1
5	I have the freedom to adopt new techniques/education tools /strategies in teaching	4.0
6	Good facility and encouragement are available	4.3
7	The library is well equipped	4.7
8	The infrastructure available in the college/ department is excellent and efficiently used	4.0
9	Classroom Facilities are adequately good (LCD/Audio/Computer/Seating Arrangement etc)	4.5
10	Rest rooms, toilets, laboratory, playground, classrooms are clean and well maintained.	4.25
11	Authorities are approachable and accessible	4.3
12	The work distribution is fair and work load is reasonable in the department	4.7
13	There is a recognition/ appraisal system / Incentive/ Appreciation of the individual work.	4.0

Suggestions for improvement: New Regulation books (R2021) required in the department library, More journals can be made available in the Department Library

R.S.
5/5/23
PREPARED BY

[Signature]
HOD-CSES 5/5/23

[Signature]
PRINCIPAL
Arunai Engineering College
Tiruvannamalai.



ARUNAI ENGINEERING COLLEGE

QUALITY PROCESS DESCRIPTION
FORM FOR TEACHING EVALUATION BY FACULTY

Standard: ISO 9001:2015

Format : F-FDB-06

Version : 01



Teaching Faculty Feedback Analysis

Department of Electronics and Communication Engineering

Academic Year :2022-2023

Academic performance measured through teaching – learning process, curriculum plan and implementation, ambience of the institution, governance

S.NO	Details	Avg Score (Out of 5)
1	Aims and objectives of the syllabus are well defined and clear.	4.4
2	The course/syllabus of this course increased my knowledge and perspective in the subject area	4.4
3	The curriculum is sufficient to cover the programme / course outcomes.	4.1
4	The timely coverage of the syllabus is possible in the mentioned number of hours	4.0
5	I have the freedom to adopt new techniques/education tools /strategies in teaching	4.0
6	Good facility and encouragement are available	4.2
7	The library is well equipped	4.4
8	The infrastructure available in the college/ department is excellent and efficiently used	4.1
9	Classroom Facilities are adequately good (LCD/Audio/Computer/Seating Arrangement etc)	4.3
10	Rest rooms, toilets, laboratory, playground, classrooms are clean and well maintained.	4.4
11	Authorities are approachable and accessible	4.6
12	The work distribution is fair and work load is reasonable in the department	4.8
13	There is a recognition/ appraisal system / Incentive/ Appreciation of the individual work.	4.5

[Signature]
Arunai Engineering College
Tiruvannamalai - 606 603

Questions for improvement:

* The faculty members suggest that sufficient number of text/reference books is required for new regulation syllabus.

[Signature]

Dr. S. ELANGBEE, M.E., Ph.D.,
Professor & Head
Dept. of Electronics and Communication Engg
Arunai Engineering College,
Tiruvannamalai-606 603.



ARUNAI ENGINEERING COLLEGE
QUALITY PROCESS DESCRIPTION
FORM FOR TEACHING EVALUATION BY STUDENTS
Standard: ISO 9001:2015



Format : F-FDB-02
Version : 01

STUDENTS CONSOLIDATED FEEDBACK ON FACULTY

Date: 10.04.2023

ACADEMIC YEAR: 2022-23(EVEN) - II year / IV sem

Criteria/Subject code	EC3452	EC3401	EC3451	EC3492	EC3491	GE3451						
PLANNING AND ORGANISATION	5	4	5	5	5	5						
PRESENTATION / COMMUNICATION	4	5	3	4	4	5						
STUDENTS PARTICIPATION	5	4	5	5	5	4						
CLASS MANAGEMENT / ASSESSMENT OF STUDENTS	5	5	5	5	4	5						
OVERALL RATING	4.75	4.5	4.5	4.75	4.5	4.75						
ASSESSMENT IN PERCENTAGE	95	90	90	95	90	95						
AVERAGE % (SATISFACTION INDEX) : 83.33 %												

Description:-	Excellent	-	Very Good	-	Good	-	Fair	-	Poor
Rating Point:-	5		4		3		2		1

[Signature]
Principal
 Arunai Engineering College
 Tiruvannamalai - 606 603

[Signature]
HOD/ECE
Dr. S. ELANGO
 Professor & Head
 Dept. of Electronics and Communication Engg.
 Arunai Engineering College,
 Tiruvannamalai - 606 603.



ARUNAI ENGINEERING COLLEGE
QUALITY PROCESS DESCRIPTION
FORM FOR TEACHING EVALUATION BY STUDENTS
Standard: ISO 9001:2015



Format : F-FDB-02
Version : 01

STUDENTS CONSOLIDATED FEEDBACK ON FACULTY

Date: 10.04.2023

ACADEMIC YEAR: 2022-23(EVEN) - III year / VI sem

Criteria/Subject code	EC8691	EC8095	EC8652	EC8651	MG8591						
PLANNING AND ORGANISATION	5	5	5	5	4						
PRESENTATION / COMMUNICATION	4	5	4	5	4						
STUDENTS PARTICIPATION	5	4	3	3	5						
CLASS MANAGEMENT / ASSESSMENT OF STUDENTS	4	4	5	4	5						
OVERALL RATING	4.5	4.5	4.25	4.25	4.5						
ASSESMENT IN PERCENTAGE	90	90	85	85	90						
AVERAGE % (SATISFACTION INDEX) : 83.33 %											

Description:-	Excellent	-	Very Good	-	Good	-	Fair	-	Poor
Rating Point:-	5		4		3		2		1

[Signature]

Principal

Arunai Engineering College
 Tiruvannamalai - 606 603

HOD/ECE
Dr. S.ELANGO B.E., M.E., P.
 Professor & Head
 Dept. of Electronics and Communication Engg.
 Arunai Engineering College,
 Tiruvannamalai-606 603.



ARUNAI ENGINEERING COLLEGE
QUALITY PROCESS DESCRIPTION
FORM FOR TEACHING EVALUATION BY STUDENTS
Standard: ISO 9001:2015



Format : F-FDB-02
Version : 01

STUDENTS CONSOLIDATED FEEDBACK ON FACULTY

Date: 10.04.2023

ACADEMIC YEAR: 2022-23(EVEN) - *IV year / VIII Sem*

Criteria/Subject code	EC8093	EC8094											
PLANNING AND ORGANISATION	5	4											
PRESENTATION / COMMUNICATION	4	5											
STUDENTS PARTICIPATION	5	5											
CLASS MANAGEMENT / ASSESSMENT OF STUDENTS	5	5											
OVERALL RATING	4.75	4.75											
ASSESSMENT IN PERCENTAGE	95	95											

AVERAGE % (SATISFACTION INDEX) : 83.33 %

Description:-	Excellent	-	Very Good	-	Good	-	Fair	-	Poor
Rating Point:-	5		4		3		2		1

Principal
Principal
 Arunai Engineering College
 Tiruvannamalai - 606 603

HOD/ECE
HOD/ECE
Professor & Head
 Dept. of Electronics and Communication Engg.
 Arunai Engineering College,
 Tiruvannamalai-606 603



ARUNAI ENGINEERING COLLEGE, TIRUVANNAMALAI – 606 603



DEPARTMENT OF ELECTRONICS & COMMUNICATION ENGINEERING

CONSOLIDATED ALUMNI FEEDBACK(2022-2023)

S.NO	Suggestion given by Alumni
1	Encourage the students to attend more internship


Prepared by


HOD/ECE
Dr. S. ELANGO B.E., P.
Professor & Head
Dept. of Electronics and Communication Engg.
Arunai Engineering College,
Tiruvannamalai-606 603.


PRINCIPAL
Principal
Arunai Engineering College
Tiruvannamalai - 606 603



ARUNAI ENGINEERING COLLEGE, TIRUVANNAMALAI – 606 603



DEPARTMENT OF ELECTRONICS & COMMUNICATION ENGINEERING

CONSOLIDATED EMPLOYER FEEDBACK(2022-2023)

S.NO	Suggestion given by Employer
1	Students must be trained properly before attending interview.


Prepared by


HOD/ECE
Dr. S. ELANGO B.E., M.L.A.
Professor & Head
Dept. of Electronics and Communication Engg.
Arunai Engineering College,
Tiruvannamalai-606 603.


PRINCIPAL
Arunai Engineering College,
Tiruvannamalai - 606 603



ARUNAI ENGINEERING COLLEGE
QUALITY PROCESS DESCRIPTION
FORM FOR TEACHING EVALUATION BY FACULTY
Standard: ISO 9001:2015



Format : F-FDB-06
Version : 01

Teaching Faculty Feedback Analysis
Department of Electrical and Electronics Engineering

Academic Year : 2022-2023

Academic performance measured through teaching – learning process, curriculum plan and implementation, ambience of the institution, governance

S.NO	Details	Avg Score (Out of 5)
1	Aims and objectives of the syllabus are well defined and clear.	4.4
2	The course/syllabus of this course increased my knowledge and perspective in the subject area.	4.3
3	The curriculum is sufficient to cover the programme / course outcomes.	4.2
4	The timely coverage of the syllabus is possible in the mentioned number of hours.	4.8
5	I have the freedom to adopt new techniques/education tools /strategies in teaching	4.2
6	Good facility and encouragement are available	4.3
7	The library is well equipped	4.7
8	The infrastructure available in the college/ department is excellent and efficiently used	4.2
9	Classroom Facilities are adequately good (LCD/Audio/Computer/Seating Arrangement etc)	4.5
10	Rest rooms, toilets, laboratory, playground, classrooms are clean and well maintained.	4.2
11	Authorities are approachable and accessible	4.3
12	The work distribution is fair and work load is reasonable in the department	4.8
13	There is a recognition/ appraisal system / Incentive/ Appreciation of the individual work.	4.3

Suggestions for improvement:

HOD/EEE



ARUNAI ENGINEERING COLLEGE
QUALITY PROCESS DESCRIPTION
FORM FOR TEACHING EVALUATION BY STUDENTS
Standard: ISO 9001:2015



Format : F-FDB-02
Version : 01

STUDENTS CONSOLIDATED FEEDBACK ON FACULTY

Date: 04.03.2022

ACADEMIC YEAR: 2021-22

Criteria/Subject code	MPE1A1	EE8401	EE8402	EE8403	EE8451	IC8451						
PLANNING AND ORGANISATION	5	4	5	5	4	5						
PRESENTATION / COMMUNICATION	4	5	4	5	5	4						
STUDENTS PARTICIPATION	5	5	4	5	4	5						
CLASS MANAGEMENT / ASSESSMENT OF STUDENTS	4	4	5	4	5	5						
OVERALL RATING	5	5	4	5	5	5						
ASSESMENT IN PERCENTAGE	4	5	4	4	4	4						
AVERAGE % (SATISFACTION INDEX) : 83.33 %												
Description:-	Excellent	-	Very Good	-	Good	-	Fair	-	Poor			
Rating Point:-	5		4		3		2		1			

HOD/EEE



ARUNAI ENGINEERING COLLEGE
QUALITY PROCESS DESCRIPTION
FORM FOR TEACHING EVALUATION BY STUDENTS
Standard: ISO 9001:2015



Format : F-FDB-02
Version : 01

STUDENTS CONSOLIDATED FEEDBACK ON FACULTY

Date: 04.03.2022

ACADEMIC YEAR: 2021-22

Criteria/Subject code	EE8601	EE8602	EE8691	EE8002	EE8005							
PLANNING AND ORGANISATION	5	5	4	5	4							
PRESENTATION / COMMUNICATION	4	4	5	4	5							
STUDENTS PARTICIPATION	4	5	4	5	4							
CLASS MANAGEMENT / ASSESSMENT OF STUDENTS	5	4	5	4	5							
OVERALL RATING	4	5	4	5	5							
ASSESSMENT IN PERCENTAGE	5	4	5	5	4							

AVERAGE % (SATISFACTION INDEX) : 83.33 %

Description:-	Excellent	-	Very Good	-	Good	-	Fair	-	Poor
Rating Point:-	5		4		3		2		1

AA

[Signature]
HOD/EEE



ARUNAI ENGINEERING COLLEGE
QUALITY PROCESS DESCRIPTION
FORM FOR TEACHING EVALUATION BY STUDENTS
 Standard: ISO 9001:2015



Format : F-FDB-02
Version : 01

STUDENTS CONSOLIDATED FEEDBACK ON FACULTY

Date: 04.03.2022

ACADEMIC YEAR: 2021-22

Criteria/Subject code	EE805	EE807										
PLANNING AND ORGANISATION	5	4										
PRESENTATION / COMMUNICATION	5	4										
STUDENTS PARTICIPATION	4	5										
CLASS MANAGEMENT / ASSESSMENT OF STUDENTS	3	5										
OVERALL RATING	4	5										
ASSESSMENT IN PERCENTAGE	5	4										
AVERAGE % (SATISFACTION INDEX) : 83.33 %												
Description:-	Excellent	-	Very Good	-	Good	-	Fair	-	Poor			
Rating Point:-	5		4		3		2		1			

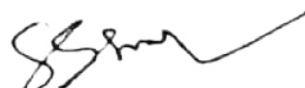
HOD/EEE


	<p>ARUNAI ENGINEERING COLLEGE</p> <p>QUALITY PROCESS DESCRIPTION</p> <p>Standard: ISO 9001:2015</p> <p>2022-2023</p>	
---	--	---

CONSOLIDATED ALUMNI FEEDBACK

S.No	Suggestion given by Alumni
1	Encourage the students to develop the industry interaction


Prepared By


HOD-EEE


Principal
Arunai Engineering College
Tiruvannamalai - 606 603



ARUNAI ENGINEERING COLLEGE
QUALITY PROCESS DESCRIPTION
Standard: ISO 9001:2015
2022-2023



CONSOLIDATED EMPLOYERS FEEDBACK

S.No	Suggestion given by Alumni
1	Session for personality development and communicating skill need to be prioritized


Prepared By


HOD-EEE


Principal

Arunai Engineering College
Tiruvannamalai - 606 603



ARUNAI ENGINEERING COLLEGE
QUALITY PROCESS DESCRIPTION
FORM FOR TEACHING EVALUATION BY STUDENTS
Standard: ISO 9001:2015



Format : F-FDB-02
Version : 01

STUDENTS CONSOLIDATED FEEDBACK ON FACULTY

ACADEMIC YEAR: 2022-23 / ODD SEM

B. Tech / AI

Criteria/Subject code	HS 3151	MA 3151	PH 3151	CY 3151	GE 3151	GE 3152						
PLANNING AND ORGANISATION	4.13	4.15	4.29	4.18	4.54	4.18						
PRESENTATION / COMMUNICATION	3.98	4.08	4.22	4.14	4.19	4.15						
STUDENTS PARTICIPATION	3.86	4.23	4.40	4.15	4.49	4.14						
CLASS MANAGEMENT / ASSESSMENT OF STUDENTS	3.99	4.02	4.22	4.09	4.13	4.09						
OVERALL RATING	3.98	4.12	4.28	4.12	4.34	4.12						
ASSESSMENT IN PERCENTAGE	79.6%	82.4%	85.6%	82.4%	86.8%	82.4%						
AVERAGE % (SATISFACTION INDEX) : 83.33 %												

Description:-	Excellent	-	Very Good	-	Good	-	Fair	-	Poor
Rating Point:-	5		4		3		2		1

Signature with date			
Name	A. Venkatesan	Dr. M. Ravichandran	
	Feedback Collected by	HOD	



ARUNAI ENGINEERING COLLEGE
QUALITY PROCESS DESCRIPTION
FORM FOR TEACHING EVALUATION BY STUDENTS
Standard: ISO 9001:2015



Format : F-FDB-02
Version : 01

STUDENTS CONSOLIDATED FEEDBACK ON FACULTY

ACADEMIC YEAR: 2022-23 / ODD SEM

B.E/CSE

Criteria/Subject code	HS 3151	MA 3151	PH 3151	CY 3151	GE 3151	GE 3152						
PLANNING AND ORGANISATION												
	4.08	4.13	4.15	4.40	3.65	4.15						
PRESENTATION / COMMUNICATION												
	4.15	3.96	4.09	4.33	3.78	4.02						
STUDENTS PARTICIPATION												
	4.02	4.11	4.14	4.29	3.69	4.23						
CLASS MANAGEMENT / ASSESSMENT OF STUDENTS												
	4.23	4.19	4.18	4.24	3.94	4.15						
OVERALL RATING												
	4.12	4.09	4.12	4.32	3.77	4.12						
ASSESSMENT IN PERCENTAGE												
	82.4%	81.8%	82.4%	86.4%	75.4%	82.4%						
AVERAGE % (SATISFACTION INDEX) : 83.33 %												

Description:-	Excellent	-	Very Good	-	Good	-	Fair	-	Poor
Rating Point:-	5		4		3		2		1

Signature with date			
Name	A. Venkatesan	Dr. M. Ravichandran	
	Feedback Collected by	HOD	



ARUNAI ENGINEERING COLLEGE
- QUALITY PROCESS DESCRIPTION
FORM FOR TEACHING EVALUATION BY STUDENTS
 Standard: ISO 9001:2015



Format : F-FDB-02
Version : 01

STUDENTS CONSOLIDATED FEEDBACK ON FACULTY

ACADEMIC YEAR: 2022 - 23 / ODD SEM

B.E. EEE

Criteria/Subject code	HS 3151	MA 3151	PH 3151	CP 3152	GE 3151	GE 3152						
PLANNING AND ORGANISATION	4.15	4.62	4.08	4.26	3.75	4.33						
PRESENTATION / COMMUNICATION	4.18	4.79	3.86	4.40	3.86	4.26						
STUDENTS PARTICIPATION	4.09	4.65	3.95	4.36	3.79	4.24						
CLASS MANAGEMENT / ASSESSMENT OF STUDENTS	4.14	3.79	3.92	4.24	3.66	4.40						
OVERALL RATING	4.12	3.77	3.95	4.31	3.77	4.31						
ASSESSMENT IN PERCENTAGE	82.4%	75.4%	79%	86.2%	75.4%	86.2%						
AVERAGE % (SATISFACTION INDEX) : 83.33 %												

Description:-	Excellent	-	Very Good	-	Good	-	Fair	-	Poor
Rating Point:-	5		4		3		2		1

Signature with date			
Name	A. V. Sathesan	Dr. M. Ravichandran	
Feedback Collected by		HOD	



ARUNAI ENGINEERING COLLEGE
- QUALITY PROCESS DESCRIPTION
FORM FOR TEACHING EVALUATION BY STUDENTS
Standard: ISO 9001:2015



Format : F-FDB-02
Version : 01

STUDENTS CONSOLIDATED FEEDBACK ON FACULTY

ACADEMIC YEAR: 2022-23 / ODD SEM

B.E/ECE

Criteria/Subject code	HS 3151	MA 3151	PH 3151	CY 3151	GE 3151	GE 3152						
PLANNING AND ORGANISATION												
	4.22	4.02	4.79	3.93	3.99	4.2						
PRESENTATION / COMMUNICATION												
	4.29	4.23	4.62	4.09	3.92	4.29						
STUDENTS PARTICIPATION												
	4.22	4.08	4.65	3.97	3.85	4.22						
CLASS MANAGEMENT / ASSESSMENT OF STUDENTS												
	4.40	4.15	4.75	3.86	3.99	5.0						
OVERALL RATING												
	4.28	4.12	4.7	3.96	3.89	4.28						
ASSESSMENT IN PERCENTAGE												
	85.6%	82.4%	94%	79.2%	77.8%	88.2%						
AVERAGE % (SATISFACTION INDEX) : 83.33 %												

Description:-	Excellent	-	Very Good	-	Good	-	Fair	-	Poor
Rating Point:-	5		4		3		2		1

Signature with date			
Name	A. Venkatesan	Dr. M. Ravichandran	
	Feedback Collected by	HOD	



ARUNAI ENGINEERING COLLEGE
QUALITY PROCESS DESCRIPTION
FORM FOR TEACHING EVALUATION BY STUDENTS
Standard: ISO 9001:2015



Format : F-FDB-02
Version : 01

STUDENTS CONSOLIDATED FEEDBACK ON FACULTY

ACADEMIC YEAR: 2022 - 23 / ODD SEM

B.Tech / IT.

Criteria/Subject code	HS 3151	MA 3151	PH 3151	CY 3151	GE 3151	GE 3152						
PLANNING AND ORGANISATION	4.11	3.89	4.4	4.2	4.66	4.8						
PRESENTATION / COMMUNICATION	4.09	4.02	4.6	4.6	4.65	4.6						
STUDENTS PARTICIPATION	3.97	3.98	4.8	4.4	4.75	4.4						
CLASS MANAGEMENT / ASSESSMENT OF STUDENTS	4.12	4.09	4.6	4.35	4.7	4.6						
OVERALL RATING	4.09	3.92	4.6	4.35	4.79	4.6						
ASSESSMENT IN PERCENTAGE	81.4%	79.6%	92%	87%	94%	92%						
AVERAGE % (SATISFACTION INDEX) : 83.33. %												

Description:-	Excellent	-	Very Good	-	Good	-	Fair	-	Poor
Rating Point:-	5		4		3		2		1

Signature with date			
Name	A. Venkatesan	Dr. M. Ravichandran	
	Feedback Collected by	HOD	



ARUNAI ENGINEERING COLLEGE
QUALITY PROCESS DESCRIPTION
FORM FOR TEACHING EVALUATION BY STUDENTS
 Standard: ISO 9001:2015



Format : F-FDB-02
Version : 01

STUDENTS CONSOLIDATED FEEDBACK ON FACULTY

ACADEMIC YEAR: 2022 - 23 / EVEN SEM

B.Tech / IT

Criteria/Subject code	HS 3251	MA 3251	PH 3256	BE 3251	GE 3251	CE 3251						
PLANNING AND ORGANISATION	4.6	3.69	3.85	4.29	4.15	4.22						
PRESENTATION / COMMUNICATION	4.4	3.78	3.96	4.23	4.08	5.0						
STUDENTS PARTICIPATION	4.8	3.94	3.82	4.12	4.12	4.29						
CLASS MANAGEMENT / ASSESSMENT OF STUDENTS	4.2	3.65	3.84	4.16	4.23	4.1						
OVERALL RATING	4.6	3.77	3.86	4.35	4.02	4.28						
ASSESSMENT IN PERCENTAGE	92%	75.4%	77.2%	84.6%	82.4%	88.2%						
AVERAGE % (SATISFACTION INDEX) : 83.33%												

Description:-	Excellent	-	Very Good	-	Good	-	Fair	-	Poor
Rating Point:-	5		4		3		2		1

Signature with date			
Name	A. Venkatesan	Dr. M. Ravichandran	
	Feedback Collected by	HOD	



ARUNAI ENGINEERING COLLEGE
QUALITY PROCESS DESCRIPTION
FORM FOR TEACHING EVALUATION BY STUDENTS
Standard: ISO 9001:2015



Format : F-FDB-02
Version : 01

STUDENTS CONSOLIDATED FEEDBACK ON FACULTY

ACADEMIC YEAR: 2022-23 / EVEN SEM

B.E / CYBER SECURITY

Criteria/Subject code	MS 3251	MA 3251	PH 3256	BE 3251	GE 3251	GE 3252						
PLANNING AND ORGANISATION												
	4.44	4.35	4.8	4.32	3.86	4.22						
PRESENTATION / COMMUNICATION												
	4.35	4.39	4.6	4.29	3.95	5.0						
STUDENTS PARTICIPATION												
	4.60	4.29	4.6	4.40	3.99	4.29						
CLASS MANAGEMENT / ASSESSMENT OF STUDENTS												
	4.44	4.40	4.8	4.24	3.95	4.2						
OVERALL RATING												
	4.39	4.35	4.6	4.33	3.98	4.28						
ASSESSMENT IN PERCENTAGE												
	88.8%	87%	92%	86.4%	79.6%	88.2%						
AVERAGE % (SATISFACTION INDEX) : 83.33.%												

Description:-	Excellent	-	Very Good	-	Good	-	Fair	-	Poor
Rating Point:-	5		4		3		2		1

Signature with date			
Name	A. Venkatesan	Dr. M. Ravichandran	
	Feedback Collected by	HOD	



ARUNAI ENGINEERING COLLEGE
QUALITY PROCESS DESCRIPTION
FORM FOR TEACHING EVALUATION BY STUDENTS
Standard: ISO 9001:2015



Format : F-FDB-02
Version : 01

STUDENTS CONSOLIDATED FEEDBACK ON FACULTY

ACADEMIC YEAR: 2022-23 / EVEN SEM

B.Tech / AI

Criteria/Subject code	HS 3251	MA 3251	PH 3256	BE 3251	AD 3251	GE 3251						
PLANNING AND ORGANISATION												
	4.02	4.13	4.22	4.42	3.95	4.14						
PRESENTATION / COMMUNICATION												
	4.15	4.17	3.99	4.60	4.13	4.09						
STUDENTS PARTICIPATION												
	4.12	4.04	4.08	4.35	3.99	4.15						
CLASS MANAGEMENT / ASSESSMENT OF STUDENTS												
	4.08	4.11	4.14	4.39	3.86	4.18						
OVERALL RATING												
	4.23	3.96	4.04	4.44	3.98	4.12						
ASSESSMENT IN PERCENTAGE												
	82.4%	81.8%	81.6%	86.8%	79.6%	82.4%						
AVERAGE % (SATISFACTION INDEX) : 83.33 %												

Description:-	Excellent	-	Very Good	-	Good	-	Fair	-	Poor
Rating Point:-	5		4		3		2		1

Signature with date			
Name	A. Venkatesan	Dr. M. Ravichandran	
	Feedback Collected by	HOD	



ARUNAI ENGINEERING COLLEGE
QUALITY PROCESS DESCRIPTION
FORM FOR TEACHING EVALUATION BY STUDENTS
Standard: ISO 9001:2015



Format : F-FDB-02
Version : 01

STUDENTS CONSOLIDATED FEEDBACK ON FACULTY

ACADEMIC YEAR: 2022-23 / EVEN SEM.

B.E/EEE

Criteria/Subject code	HS 3251	MA 3251	PH 3202	BE 3255	GE 3251	EE 3251						
PLANNING AND ORGANISATION	3.86	4.02	4.09	4.02	3.85	3.93						
PRESENTATION / COMMUNICATION	3.99	4.23	4.15	4.23	3.82	3.86						
STUDENTS PARTICIPATION	3.95	4.15	4.18	4.15	3.96	3.96						
CLASS MANAGEMENT / ASSESSMENT OF STUDENTS	4.13	4.08	4.14	4.08	3.84	4.09						
OVERALL RATING	3.98	4.12	4.12	4.12	3.86	3.92						
ASSESSMENT IN PERCENTAGE	79.6%	82.4%	82.4%	82.4%	77.2%	79.2%						
AVERAGE % (SATISFACTION INDEX) : 83.33.%												

Description:-	Excellent	-	Very Good	-	Good	-	Fair	-	Poor
Rating Point:-	5		4		3		2		1

Signature with date			
Name	Arunakatesan	Dr. M. Ravichandran	
	Feedback Collected by	HOD	



ARUNAI ENGINEERING COLLEGE
QUALITY PROCESS DESCRIPTION
FORM FOR TEACHING EVALUATION BY STUDENTS
Standard: ISO 9001:2015



Format : F-FDB-02
Version : 01

STUDENTS CONSOLIDATED FEEDBACK ON FACULTY

ACADEMIC YEAR: 2022-23 / **EVEN SEM**

B.E/ ECE

Criteria/Subject code	HS 3251	MA 3251	PH 3254	BE 3254	GE 3251	EC 3251						
PLANNING AND ORGANISATION	3.79	4.21	3.89	4.49	3.76	3.97						
PRESENTATION / COMMUNICATION	3.66	4.09	4.05	4.54	3.82	3.86						
STUDENTS PARTICIPATION	3.75	4.12	3.92	4.19	3.85	3.95						
CLASS MANAGEMENT / ASSESSMENT OF STUDENTS	3.86	4.11	3.85	4.13	3.84	4.13						
OVERALL RATING	3.77	4.13	3.93	4.34	3.86	3.98						
ASSESSMENT IN PERCENTAGE	75.4%	82.6%	78.6%	86.8%	77.2%	79.6%						
AVERAGE % (SATISFACTION INDEX) : 83.33%												

Description:-	Excellent	-	Very Good	-	Good	-	Fair	-	Poor
Rating Point:-	5		4		3		2		1

Signature with date			
Name	A. Venkatesan	Dr. M. Ravichandran	
	Feedback Collected by	HOD	



ARUNAI ENGINEERING COLLEGE
QUALITY PROCESS DESCRIPTION
FORM FOR TEACHING EVALUATION BY STUDENTS
Standard: ISO 9001:2015



Format : F-FDB-02
Version : 01

STUDENTS CONSOLIDATED FEEDBACK ON FACULTY

ACADEMIC YEAR: 2022 - 23 / Even Sem

B.E / EEE


Criteria/Subject code	HS 3251	MA 3251	PH 3202	BE 3255	GE 3251	EE 3251						
PLANNING AND ORGANISATION	4.16	4.13	4.15	3.65	4.10	4.38						
PRESENTATION / COMMUNICATION	4.35	4.17	4.02	3.78	4.26	4.29						
STUDENTS PARTICIPATION	4.29	3.96	4.23	3.69	4.38	4.24						
CLASS MANAGEMENT / ASSESSMENT OF STUDENTS	4.23	4.11	4.15	3.94	4.15	4.40						
OVERALL RATING	4.12	4.09	4.12	3.77	4.22	4.32						
ASSESSMENT IN PERCENTAGE	84.6%	81.8%	82.4%	75.4%	84.4%	86.4%						
AVERAGE % (SATISFACTION INDEX) : 83.33. %												

Description:-	Excellent	-	Very Good	-	Good	-	Fair	-	Poor
Rating Point:-	5		4		3		2		1

Signature with date			
Name	A. Venkatesan	Dr. M. Ravichandran	
Feedback Collected by		HOD	



ARUNAI ENGINEERING COLLEGE
QUALITY PROCESS DESCRIPTION
FORM FOR TEACHING EVALUATION BY FACULTY
Standard: ISO 9001:2015



Format : F-FDB-06
Version : 01

Teaching Faculty Feedback Analysis
Department of Humanities and Sciences



Academic Year :2022-2023

Academic performance measured through teaching – learning process , curriculum plan and implementation , ambience of the institution, governance

S.NO	Details	Avg Score (Out of 5)
1	Aims and objectives of the syllabus are well defined and clear.	4.5
2	The course/syllabus of this course increased my knowledge and perspective in the subject area.	4.5
3	The curriculum is sufficient to cover the programme / course outcomes.	4.1
4	The timely coverage of the syllabus is possible in the mentioned number of hours.	4.5
5	I have the freedom to adopt new techniques/education tools /strategies in teaching	3.9
6	Good facility and encouragement are available	4.6
7	The library is well equipped	4.7
8	The infrastructure available in the college/ department is excellent and efficiently used	4.0
9	Classroom Facilities are adequately good (LCD/Audio/Computer/Seating Arrangement etc)	4.5
10	Rest rooms, toilets, laboratory, playground, classrooms are clean and well maintained.	4.25
11	Authorities are approachable and accessible	4.2
12	The work distribution is fair and work load is reasonable in the department	4.4
13	There is a recognition/ appraisal system / Incentive/ Appreciation of the individual work.	4.2

Suggestions for improvement:


HOD-HAS

	ARUNAI ENGINEERING COLLEGE QUALITY PROCESS DESCRIPTION FORM FOR TEACHING EVALUATION BY STUDENTS Standard: ISO 9001:2015		Format : F-FDB-02 Version : 01
---	---	--	---

STUDENTS CONSOLIDATED FEEDBACK ON FACULTY

ACADEMIC YEAR:2022-2023-II (ODD)

Criteria/Subject code	MA3354	CS3352	CD3291	CS3391	CS3353
PLANNING AND ORGANISATION	4.2	4.2	4.0	4.4	4.0
PRESENTATION / COMMUNICATION	4.2	4.0	4.0	4.0	5.0
STUDENTS PARTICIPATION	4.4	4.0	4.0	4.0	4.0
CLASS MANAGEMENT / ASSESSMENT OF STUDENTS	5.0	5.0	5.0	5.0	5.0
OVERALL RATING	4.4	4.3	4.2	4.3	4.4
ASSESMENT IN PERCENTAGE	89%	86%	85%	86%	89%
AVERAGE % (SATISFACTION INDEX) : 83.33 %					

Description:-	Excellent	Very Good	Good	Fair	Poor
Rating Point:-	5	4	3	2	1


 HOD/IT

Dr. ANITHA RAMDESH, Ph.D.,
HOD / I.T.,
Arunai Engineering College,
Tiruvannamalai - 606 603.



ARUNAI ENGINEERING COLLEGE
QUALITY PROCESS DESCRIPTION
FORM FOR TEACHING EVALUATION BY FACULTY
Standard: ISO 9001:2015



Format : F-FDB-06
Version : 01

Teaching Faculty Feedback Analysis
Department of Information Technology
Academic Year : 2022-2023

Academic performance measured through teaching – learning process, curriculum plan and implementation, ambience of the institution, governance

S.NO	Details	Avg Score (Out of 5)
1	Aims and objectives of the syllabus are well defined and clear.	4.3
2	The course/syllabus of this course increased my knowledge and perspective in the subject area.	4.3
3	The curriculum is sufficient to cover the programme / course outcomes.	4.0
4	The timely coverage of the syllabus is possible in the mentioned number of hours.	4.0
5	I have the freedom to adopt new techniques/education tools /strategies in teaching	4.0
6	Good facility and encouragement are available	4.3
7	The library is well equipped	4.5
8	The infrastructure available in the college/ department is excellent and efficiently used	4.0
9	Classroom Facilities are adequately good (LCD/Audio/Computer/Seating Arrangement etc)	4.5
10	Rest rooms, toilets, laboratory, playground, classrooms are clean and well maintained.	4.2
11	Authorities are approachable and accessible	4.3
12	The work distribution is fair and work load is reasonable in the department	4.0
13	There is a recognition/ appraisal system / Incentive/ Appreciation of the individual work.	4.0

Suggestions for improvement:

Nil


HOD-IT



ARUNAI ENGINEERING COLLEGE
QUALITY PROCESS DESCRIPTION

Standard: ISO 9001:2015



ACADEMIC YEAR-2022-2023

CONSOLIDATED ALUMNI FEEDBACK

SI.NO	Suggestion Given By Alumni
1	Encourage students to Industry Interactions

Prepared By 


HOD-IT


PRINCIPAL

Principal
Arunai Engineering College
Tiruvannamalai - 606 603




ARUNAI ENGINEERING COLLEGE
QUALITY PROCESS DESCRIPTION

Standard: ISO 9001:2015



ACADEMIC YEAR-2022-2023
CONSOLIDATED EMPLOYERS FEEDBACK

Sl.NO	Suggestion Given By Employers
1	Session for personality development and Communication skill need to prioritized
2	Students Use technology for growth of organization and workplace equipment
3	Ability to contribute to the goal of the organization


Prepared By


HOD-IT


PRINCIPAL

Principal
Arunai Engineering College
Tiruvannamalai - 606 603



**ARUNAI ENGINEERING COLLEGE
THIRUVANNAMALAI**
Consolidated Students feedback on Teachers-
Mid Semester
Standard: ISO 9001:2015

Academic Year : 2022-23
Date: 10.03.2023
Doc Ref: AEC/ISO/CFBM/2021-22/EVEN



Department: Mechanical Engineering

Semester: IV

S. No	Subject code	ME3491	ME3451	ME3192	ME3191	ME3493	GE3451			
	Subject Name	Theory of machines	Thermal Engineering	Hydraulics & Pneumatics	Strength of materials	Manufacturing Technology	EVS			
	Staff Name	Mr. R. Rajesh Kumar	Mr. P. Arulraj	Mr. S. Ramesh	Mr. S. Selvakumar	Mr. A. Fakanbasam	Dr. P. Anitha Kumar			
1	Attitude towards subject	4.6	4.7	4.7	4.7	4.5	4.6			
2	Communication /Explaining Concepts	4.6	4.5	4.6	4.7	4.6	4.4			
3	Use of examples to clarify	4.5	4.6	4.7	4.6	4.7	4.7			
4	Problem solving	4.6	4.5	4.6	4.5	4.6	4.7			
5	Classroom discussions	4.3	4.3	4.3	4.5	4.7	4.4			
6	Use of Black board	4.6	4.6	4.6	4.7	4.5	4.6			
7	Use of teaching aids	4.7	4.7	4.5	4.5	4.4	4.7			
8	Attitude towards Students (Strict/Friendly)	S=7 F=1	S=4 F=4	S=4 F=4	S=2 F=6	S=3 F=5	S=0 F=8			
9	No. of Units covered	2	2	2	2	2	2			

Note: For S. No 1-7, Average rating point given by the respondents



Description:- Excellent - Very Good - Good - Fair - Poor

Rating Point:- 5 4 3 2 1

For S.No 8 Write numbers for S and F (Ex. If 4 students mentioned as strict and 6 students as Friendly, write S-4 and F-6). For S. No 9 write number of units covered

Write the highlights of general feedback on the backside of this sheet

Signature with date		
Name	N. MANIKANDAN	R. Praveen Kumar

	ARUNAI ENGINEERING COLLEGE QUALITY PROCESS DESCRIPTION FORM FOR TEACHING EVALUATION BY FACULTY Standard: ISO 9001:2015		Format : F-FDB-06 Version : 01
---	---	---	---

Teaching Faculty Feedback Analysis

Department of Mechanical Engineering

Academic Year :2022-2023

Academic performance measured through teaching – learning process , curriculum plan and implementation , ambience of the institution, governance

S.NO	Details	Avg Score (Out of 5)
1	Aims and objectives of the syllabus are well defined and clear.	4.5
2	The course/syllabus of this course increased my knowledge and perspective in the subject area.	4.5
3	The curriculum is sufficient to cover the programme / course outcomes.	4.2
4	The timely coverage of the syllabus is possible in the mentioned number of hours.	4.0
5	I have the freedom to adopt new techniques/education tools /strategies in teaching	4.2
6	Good facility and encouragement are available	4.5
7	The library is well equipped	4.8
8	The infrastructure available in the college/ department is excellent and efficiently used	4.2
9	Classroom Facilities are adequately good (LCD/Audio/Computer/Seating Arrangement etc)	4.5
10	Rest rooms, toilets, laboratory, playground, classrooms are clean and well maintained.	4.3
11	Authorities are approachable and accessible	4.3
12	The work distribution is fair and work load is reasonable in the department	4.8
13	There is a recognition/ appraisal system / Incentive/ Appreciation of the individual work.	4.2

Suggestions for improvement:



HOD/MECH

ARUNAI ENGINEERING COLLEGE
TIRUVANNAMALAI
DEPARTMENT OF MECHANICAL ENGINEERING

ALUMINI SURVEY -CONSOLIDATED
BATCH-II-18-22

Sl.No	ACADAMIC YEAR	TOTAL STRENGTH	Description	EXCELLENT (5)	VERY GOOD (4)	Good (3)	Satisfactory (2)	Poor (1)	Rating	Remarks
			Infrastructure	50	10	10	4		2.65	
			Course Delivery	42	14	12	6		2.70	
			Students Personality Development	69	20	19	1		2.66	
			Commitment of Faculty	65	5	2	2		2.76	
			Library Facility	52	12	6	4		2.69	
			Counseling Activity	63	7	2	2		2.76	
			Discipline Standards	65	6	2	1		2.82	
			How about Ad-on Courses	60	12	1	1		2.67	LEVEL 3 ATTAINED
1	2018-2022	74	Student-Staff Relationship	70	2	1	1		2.75	
			Hostel Facilities	55	10	5	4		2.68	
			Transport Facilities	60	10	4	0		2.78	
			Recreational Facilities	58	10	4	2		2.69	
			Extra-Curricular Activities	56	10	6	2		2.61	
			Interaction with Administration	57	10	6	1		2.69	
			AVERAGE	1167	316	209	43	0	2.70	LEVEL 3 ATTAINED

S. Srinivasan



FEEDBACK CONSOLIDATION

ACADEMIC YEAR

2021 – 2022



Action taken report for the Analysis of Feedback Collected from various stakeholders, such as Students, Teachers, Employers, Alumni on the academic performance and ambience of the institution during Academic year 2021-2022

Department of Biotechnology

Date:4/4/2022



Feedback Collected from	Number responses	of	Suggestions
Faculty	6		Enhance the practical exposure of faculty members by undergoing workshop/ FDP
Student	87		Bridge the gap between students training and industrial requirements.
Alumni	24		Interaction with alumni is required to stay current trends ad method of recruitment
Employers	3		Students should gain adequate knowledge in recent techniques used in industries


Prepared By


HOD-BT


Princip:

Principal
Arunai Engineering College
Tiruvannamalai - 606 603

	ARUNAI ENGINEERING COLLEGE QUALITY PROCESS DESCRIPTION FORM FOR TEACHING EVALUATION BY FACULTY Standard: ISO 9001:2015		Format : F-FDB-06 Version : 01
---	---	---	---

Teaching Faculty Feedback Analysis

Department of Chemical Engineering

Academic Year: 2021-2022

Academic performance measured through teaching – learning process, curriculum plan and implementation , ambience of the institution, governance

S.NO	Details	Avg Score (Out of 5)
1	Aims and objectives of the syllabus are well defined and clear.	4.7
2	The course/syllabus of this course increased my knowledge and perspective in the subject area	4.4
3	The curriculum is sufficient to cover the programme/ course outcomes.	4.5
4	The timely coverage of the syllabus is possible in the mentioned number of hours.	4.7
5	I have the freedom to adopt new techniques/education tools /strategies in teaching	4.0
6	Good facility and encouragement are available	4.5
7	The library is well equipped	4.4
8	The infrastructure available in the college/ department is excellent and efficiently used	4.1
9	Classroom Facilities are adequately good (LCD/Audio/Computer/Seating Arrangement etc)	4.4
10	Rest rooms, toilets, laboratory, playground, classrooms are clean and well maintained.	4.5
11	Authorities are approachable and accessible	4.5
12	The work distribution is fair and work load is reasonable in the department	4.8
13	There is a recognition/ appraisal system/ Incentive/ Appreciation of the individual work.	4.5

Suggestions for improvement: Nil



HOD-CHEMICAL



ARUNAI ENGINEERING COLLEGE
QUALITY PROCESS DESCRIPTION
FORM FOR TEACHING EVALUATION BY STUDENTS
 Standard: ISO 9001:2015



Format : F-FDB-02
Version : 01

STUDENTS CONSOLIDATED FEEDBACK ON FACULTY

Date: /6.2.2022

ACADEMIC YEAR: 2021-2022

Criteria/Subject code	CH 8501	CH 8591	ORD 551	CH 8502	CH 8551	CH 8501						
PLANNING AND ORGANISATION	4	5	4	4	5	4						
PRESENTATION / COMMUNICATION	4	4	5	4	4	5						
STUDENTS PARTICIPATION	4	5	4	4	5	5						
CLASS MANAGEMENT / ASSESSMENT OF STUDENTS	5	5	5	4	5	5						
OVERALL RATING	5	5	4	5	4	5						
ASSESMENT IN PERCENTAGE	5	5	4	5	5	5						
AVERAGE % (SATISFACTION INDEX) : 83.33 %												

Description:-	Excellent	-	Very Good	-	Good	-	Fair	-	Poor
Rating Point:-	5		4		3		2		1

Handwritten signature

Handwritten signature

HOD/CHEMICAL



ARUNAI ENGINEERING COLLEGE
QUALITY PROCESS DESCRIPTION
Standard: ISO 9001:2015
2021-2022



CONSOLIDATED ALUMNI FEEDBACK

S.No	Suggestion given by Alumni
1	Offering career workshops for skill development

Prepared By

HOD-CHEMICAL

Principal

Arunai Engineering College
Tiruvannamalai - 606 603



ARUNAI ENGINEERING COLLEGE
QUALITY PROCESS DESCRIPTION
Standard: ISO 9001:2015
2021-2022



CONSOLIDATED EMPLOYERS FEEDBACK

S.No	Suggestion given by Alumni
1	Industry-specific events

Prepared By

HOD-CHEMICAL

Principal

Arunai Engineering College
Tiruvannamalai - 606 603



Analysis of Feedback Collected from various stakeholders, such as Students, Teachers, Employers, Alumni on the academic performance and ambience of the institution during Academic year 2021-22

Department of Civil Engineering

Date: 03.06.2022

Feedback Collected from	Number of responses	Suggestions
Faculty	6	Suggested to provide training related to software used in Civil Engineering field.
Students	27	Students are suggested to provide extra hours for reading journals and books in library.
Alumni	18	Arrange field visit for students to get practical knowledge.
Employers	2	Suggested on addition of new courses on the skill development.

P. Jayanthi
Prepared By

R. Kothirai
HOD/CIVIL
HEAD OF THE DEPARTMENT
DEPT. OF CIVIL ENGINEERING
ARUNAI ENGINEERING COLLEGE
TIRUVANNAMALAI - 605 603

[Signature]
PRINCIPAL
Principal
Arunai Engineering College
Tiruvannamalai - 606 603



ARUNAI ENGINEERING COLLEGE
QUALITY PROCESS DESCRIPTION
FORM FOR TEACHING EVALUATION BY FACULTY
Standard: ISO 9001:2015



Format : F-FDB-06
Version : 01

Teaching Faculty Feedback Analysis
Department of CIVIL

Academic Year: 2021-2022

Academic performance measured through teaching – learning process, curriculum plan and implementation, ambience of the institution, governance

S.NO	Details	Avg Score (Out of 5)
1	Aims and objectives of the syllabus are well defined and clear.	4.2
2	The course/syllabus of this course increased my knowledge and perspective in the subject area.	4.5
3	The curriculum is sufficient to cover the programme / course outcomes.	4.1
4	The timely coverage of the syllabus is possible in the mentioned number of hours.	4.6
5	I have the freedom to adopt new techniques/education tools /strategies in teaching	4.0
6	Good facility and encouragement are available	4.3
7	The library is well equipped	4.6
8	The infrastructure available in the college/ department is excellent and efficiently used	4.4
9	Classroom Facilities are adequately good (LCD/Audio/Computer/Seating Arrangement etc)	4.2
10	Rest rooms, toilets, laboratory, playground, classrooms are clean and well maintained.	4.3
11	Authorities are approachable and accessible	4.5
12	The work distribution is fair and work load is reasonable in the department	4.0
13	There is a recognition/ appraisal system / Incentive/ Appreciation of the individual work.	4.2

Suggestions for improvement: Fix the broken doors in the girls restroom

R. Kothiraman
HOD-CIVIL



ARUNAI ENGINEERING COLLEGE
QUALITY PROCESS DESCRIPTION
FORM FOR TEACHING EVALUATION BY STUDENTS
Standard: ISO 9001:2015



Format : F-FDB-02
Version : 01

STUDENTS CONSOLIDATED FEEDBACK ON FACULTY

Date: 26/11/21

ACADEMIC YEAR: 2021-22

Criteria/Subject code	CE8301	CE8302	CE8351	CE8391	CE8392	MA8253						
PLANNING AND ORGANISATION	4.15	4.39	4.17	4.05	4.09	4.27						
PRESENTATION / COMMUNICATION	4.27	4.25	4.09	4.14	4.11	4.19						
STUDENTS PARTICIPATION	4.33	4.27	4.27	4.12	4.06	4.33						
CLASS MANAGEMENT / ASSESSMENT OF STUDENTS	4.06	4.35	4.12	4	4.22	4.09						
OVERALL RATING	4.20	4.32	4.16	4.08	4.12	4.22						
ASSESSMENT IN PERCENTAGE	84%	86.4%	83.2%	81.6%	82.4%	84.4%						
AVERAGE % (SATISFACTION INDEX) :												
Description:-	Excellent	-	Very Good	-	Good	-	Fair	-	Poor			
Rating Point:-	5		4		3		2		1			

R. Kothiravan
HOD/CIVIL



ARUNAI ENGINEERING COLLEGE
QUALITY PROCESS DESCRIPTION
FORM FOR TEACHING EVALUATION BY STUDENTS
Standard: ISO 9001:2015



Format : F-FDB-02
Version : 01

STUDENTS CONSOLIDATED FEEDBACK ON FACULTY

Date: 26/11/21

ACADEMIC YEAR: 2021-22

Criteria/Subject code	CE8501	CE8502	EN8491	CE8591	GE8091	CA1551					
PLANNING AND ORGANISATION	4.17	4.21	4.33	4.47	4.39	4.12					
PRESENTATION / COMMUNICATION	4.12	4.02	4.15	4.38	4.47	3.99					
STUDENTS PARTICIPATION	4.32	4.17	4.42	4.51	4.65	4.06					
CLASS MANAGEMENT / ASSESSMENT OF STUDENTS	4.21	4.32	4.39	4.28	4.56	3.92					
OVERALL RATING	4.21	4.18	4.32	4.41	4.52	4.02					
ASSESSMENT IN PERCENTAGE	84.2%	83.6%	86.4%	88.2%	90.4%	80.4%					
AVERAGE % (SATISFACTION INDEX) : 85.53%											

Description:-	Excellent	-	Very Good	-	Good	-	Fair	-	Poor
Rating Point:-	5		4		3		2		1

R. Kothiravan
HOD/CIVIL



ARUNAI ENGINEERING COLLEGE
QUALITY PROCESS DESCRIPTION
FORM FOR TEACHING EVALUATION BY STUDENTS
Standard: ISO 9001:2015



Format : F-FDB-02
Version : 01

STUDENTS CONSOLIDATED FEEDBACK ON FACULTY

Date: 26/11/21

ACADEMIC YEAR: 2021-22

Criteria/Subject code	CE8701	CE8702	CE8703	CE8011	OML751						
PLANNING AND ORGANISATION	4.02	4.19	4.39	4.11	3.92						
PRESENTATION / COMMUNICATION	4.15	4.39	4.27	3.86	3.95						
STUDENTS PARTICIPATION	4.21	4.22	4.42	3.94	3.97						
CLASS MANAGEMENT / ASSESSMENT OF STUDENTS	4.10	4.36	4.36	3.99	3.84						
OVERALL RATING	4.12	4.29	4.36	3.98	3.87						
ASSESSMENT IN PERCENTAGE	82.4%	85.8%	87.2%	79.6%	77.4%						
AVERAGE % (SATISFACTION INDEX) : 82.48%											

Description:-	Excellent	-	Very Good	-	Good	-	Fair	-	Poor
Rating Point:-	5		4		3		2		1

R. Kothiraman
HOD/CIVIL



ARUNAI ENGINEERING COLLEGE
QUALITY PROCESS DESCRIPTION
FORM FOR TEACHING EVALUATION BY STUDENTS
Standard: ISO 9001:2015



Format : F-FDB-02
Version : 01

STUDENTS CONSOLIDATED FEEDBACK ON FACULTY

Date: 11/5/22

ACADEMIC YEAR: 2021-2022

Criteria/Subject code	CE8401	CE8402	CE8403	CE8404	CE8491	MA8491						
PLANNING AND ORGANISATION	4.35	4.11	3.87	4.72	4.32	4.42						
PRESENTATION / COMMUNICATION	4.18	4.22	3.95	4.59	4.06	4.55						
STUDENTS PARTICIPATION	4.46	4.06	3.97	4.69	4.12	4.34						
CLASS MANAGEMENT / ASSESSMENT OF STUDENTS	4.29	4.09	4.12	4.55	4.25	4.52						
OVERALL RATING	4.32	4.12	3.98	4.64	4.19	4.46						
ASSESSMENT IN PERCENTAGE	86.4%	82.4%	79.6%	92.8%	83.8%	89.2%						
AVERAGE % (SATISFACTION INDEX) : 85.7%												

Description:-	Excellent	-	Very Good	-	Good	-	Fair	-	Poor
Rating Point:-	5		4		3		2		1

R. Kothiasan
HOD/CIVIL



ARUNAI ENGINEERING COLLEGE
QUALITY PROCESS DESCRIPTION
FORM FOR TEACHING EVALUATION BY STUDENTS
Standard: ISO 9001:2015



Format : F-FDB-02
Version : 01

STUDENTS CONSOLIDATED FEEDBACK ON FACULTY

Date: 11/5/22

ACADEMIC YEAR: 2021-22

Criteria/Subject code	CE8601	CE8602	CE8603	CE8604	EN8592	CE8601					
PLANNING AND ORGANISATION	4.25	4.25	4.39	4.55	4.19	4.59					
PRESENTATION / COMMUNICATION	4.19	4.39	4.35	4.68	4.32	4.42					
STUDENTS PARTICIPATION	3.98	4.27	4.42	4.62	4.25	4.49					
CLASS MANAGEMENT / ASSESSMENT OF STUDENTS	4.21	4.85	4.51	4.49	4.39	4.58					
OVERALL RATING	4.16	4.32	4.42	4.59	4.29	4.52					
ASSESSMENT IN PERCENTAGE	83.2%	86.4%	88.4%	91.8%	85.8%	90.4%					
AVERAGE % (SATISFACTION INDEX) :											

Description:-	Excellent	-	Very Good	-	Good	-	Fair	-	Poor
Rating Point:-	5		4		3		2		1

R. Kothiasam
HOD/CIVIL



ARUNAI ENGINEERING COLLEGE
QUALITY PROCESS DESCRIPTION
FORM FOR TEACHING EVALUATION BY STUDENTS
Standard: ISO 9001:2015



Format : F-FDB-02
Version : 01

STUDENTS CONSOLIDATED FEEDBACK ON FACULTY

Date: 11/5/22

ACADEMIC YEAR: 2021-22

Criteria/Subject code	CE8016	CE8022	5											
PLANNING AND ORGANISATION	4.29	4.65												
PRESENTATION / COMMUNICATION	4.35	4.42												
STUDENTS PARTICIPATION	4.49	4.48												
CLASS MANAGEMENT / ASSESSMENT OF STUDENTS	4.23	4.52												
OVERALL RATING	4.34	4.52												
ASSESSMENT IN PERCENTAGE	86.8%	90.4%												
AVERAGE % (SATISFACTION INDEX) : 88.6%														

Description:-	Excellent	-	Very Good	-	Good	-	Fair	-	Poor
Rating Point:-	5		4		3		2		1

R. Kothiresan
HOD/CIVIL



Analysis of Feedback from Alumni on the academic performance and ambience of the institution during Academic year 2021-22

Department of Civil Engineering

Date: 03.06.2022

S.No.	Suggestions given by Alumni
1.	Arrange field visit for students to get practical knowledge.

P. Gayathri
Prepared By

R. Kothiresu
HEAD OF DEPARTMENT
DEPT. OF CIVIL ENGINEERING
ARUNAI ENGINEERING COLLEGE
TIRUVANNAMALAI - 606 603

[Signature]
PRINCIPAL
Principal
Arunai Engineering College
Tiruvannamalai - 606 603



Analysis of Feedback from Employers on the academic performance and ambience of the institution during Academic year 2021-22

Department of Civil Engineering



Date: 03.06.2022

S.No.	Suggestions given by Employers
1.	Suggested to provide an addition of new courses related to the skill development.

P. Jayanthi
Prepared By

R. Kothirai
HOD/CIVIL

[Signature]
PRINCIPAL
Principal
Aruna Engineering College
Tiruvannamalai - 606 603

	ARUNAI ENGINEERING COLLEGE QUALITY PROCESS DESCRIPTION ACTION TAKEN ON FEEDBACK ANALYSIS Standard: ISO 9001:2015		Format : F-FDB-02 Version : 01
---	---	---	---

Consolidated Analysis of Feedback Collected from various stakeholders, such as Students, Teachers, Employers, Alumni on the academic performance and ambience of the institution during Academic year 2021 – 22

Department of Computer Science and Engineering

Feedback Collected from	Number of responses	Suggestions
Faculty	10	FDP is required to develop teaching practices
Students	120	Arrange additional course to enable to learn current technologies
Alumni	10	More training on group discussion and aptitude may be arranged
Employers	1	Enhance awareness about new technologies

R. San
Prepared By

[Signature]
Principal
Arunai Engineering College
Tiruvannamalai - 606 603

[Signature]
HOD-CSE



ARUNAI ENGINEERING COLLEGE
QUALITY PROCESS DESCRIPTION
FORM FOR TEACHING EVALUATION BY FACULTY
Standard: ISO 9001:2015



Format : F-FDB-06
Version : 01

Teaching Faculty Feedback Analysis
Department of Computer Science and Engineering

Academic Year: 2021-2022

09.05.2022

Academic performance measured through teaching – learning process, curriculum plan and implementation , ambience of the institution, governance

S.NO	Details	Avg Score (Out of 5)
1	Aims and objectives of the syllabus are well defined and clear.	4.2
2	The course/syllabus of this course increased my knowledge and perspective in the subject area.	4.2
3	The curriculum is sufficient to cover the programme / course outcomes.	3.9
4	The timely coverage of the syllabus is possible in the mentioned number of hours.	3.9
5	I have the freedom to adopt new techniques/education tools /strategies in teaching	4.2
6	Good facility and encouragement are available	4.0
7	The library is well equipped	4.3
8	The infrastructure available in the college/ department is excellent and efficiently used	4.0
9	Classroom Facilities are adequately good (LCD/Audio/Computer/Seating Arrangement etc)	4.3
10	Rest rooms, toilets, laboratory, playground, classrooms are clean and well maintained.	5.0
11	Authorities are approachable and accessible	4.0
12	The work distribution is fair and work load is reasonable in the department	4.0
13	There is a recognition/ appraisal system / Incentive/ Appreciation of the individual work.	4.3

Suggestions for improvement: Faculty Development Programme and additional guest lecture sessions can be conducted for new subjects.

R. S. Srinivasan
Prepared By

X
PRINCIPAL
Arunai Engineering College
Tiruvannamalai.

[Signature]
4/5/22
HOD-CSE



ARUNAI ENGINEERING COLLEGE
QUALITY PROCESS DESCRIPTION
FORM FOR TEACHING EVALUATION BY FACULTY
Standard: ISO 9001:2015

Format : F-FDB-06
Version : 01

Teaching Faculty Feedback Analysis
Department of Electronics and Communication Engineering

Academic Year : 2021-2022

Academic performance measured through teaching – learning process, curriculum plan and implementation, ambience of the institution, governance

S.NO	Details	Avg Score (Out of 5)
1	Aims and objectives of the syllabus are well defined and clear.	4.1
2	The course/syllabus of this course increased my knowledge and perspective in the subject area.	4.4
3	The curriculum is sufficient to cover the programme / course outcomes.	4.6
4	The timely coverage of the syllabus is possible in the mentioned number of hours.	4.2
5	I have the freedom to adopt new techniques/education tools /strategies in teaching	4.3
6	Good facility and encouragement are available	4.0
7	The library is well equipped	4.1
8	The infrastructure available in the college/ department is excellent and efficiently used	4.0
9	Classroom Facilities are adequately good (LCD/Audio/Computer/Seating Arrangement etc)	4.2
10	Rest rooms, toilets, laboratory, playground, classrooms are clean and well maintained.	4.8
11	Authorities are approachable and accessible	3.9
12	The work distribution is fair and work load is reasonable in the department	3.9
13	There is a recognition/ appraisal system / Incentive/ Appreciation of the individual work.	4.2

Suggestions for improvement:

* To enhance the practical exposure of faculty members by conducting industrial training / workshops / FDP's


Principal
Arunai Engineering College
Tiruvannamalai - 606 603


Dr. S. ELANGO, B.E./M.E., Ph.D.,
Professor & Head
Dept. of Electronics and Communication Engg,
Arunai Engineering College,
Tiruvannamalai-606 603.



ARUNAI ENGINEERING COLLEGE
QUALITY PROCESS DESCRIPTION
FORM FOR TEACHING EVALUATION BY STUDENTS
Standard: ISO 9001:2015



Format : F-FDB-02
Version : 01

STUDENTS CONSOLIDATED FEEDBACK ON FACULTY

Date: 21.11.2021

ACADEMIC YEAR: 2021-22(ODD)

ii year / iii sem

Criteria/Subject code	EC8351	EC8352	EC8392	EC8393	MA8352	EC8391						
PLANNING AND ORGANISATION	5	5	5	3	3	4						
PRESENTATION / COMMUNICATION	4	3	4	5	5	3						
STUDENTS PARTICIPATION	5	5	3	5	4	5						
CLASS MANAGEMENT / ASSESSMENT OF STUDENTS	3	4	5	5	5	5						
OVERALL RATING	4.25	4.25	4.25	4.5	4.25	4.25						
ASSESSMENT IN PERCENTAGE	85	85	85	90	85	85						
AVERAGE % (SATISFACTION INDEX) : 83.33 %												

Description:-	Excellent	-	Very Good	-	Good	-	Fair	-	Poor
Rating Point:-	5		4		3		2		1

Principal

Arunai Engineering College
 Tiruvannamalai - 606 603

Dr. S. ELANGO B.E., M.E., Ph.D.
 Professor & Head
 Dept. of Electronics and Communication Engg.
 Arunai Engineering College,
 Tiruvannamalai-606 603.



ARUNAI ENGINEERING COLLEGE
QUALITY PROCESS DESCRIPTION
FORM FOR TEACHING EVALUATION BY STUDENTS
Standard: ISO 9001:2015



Format : F-FDB-02
Version : 01

STUDENTS CONSOLIDATED FEEDBACK ON FACULTY

Date: 21.11.2021

ACADEMIC YEAR: 2021-22(ODD)

II year / I sem

Criteria/Subject code	EC8501	EC8553	EC8551	OMD551	GE8077	EC8552							
PLANNING AND ORGANISATION	5	5	5	4	5	4							
PRESENTATION / COMMUNICATION	4	5	5	5	4	5							
STUDENTS PARTICIPATION	4	4	5	5	4	4							
CLASS MANAGEMENT / ASSESSMENT OF STUDENTS	5	5	4	5	5	5							
OVERALL RATING	4.5	4.75	4.75	4.75	4.5	4.5							
ASSESSMENT IN PERCENTAGE	90	95	95	95	90	90							
AVERAGE % (SATISFACTION INDEX) : 83.33 %													

Description:-	Excellent	-	Very Good	-	Good	-	Fair	-	Poor
Rating Point:-	5		4		3		2		1

[Signature]

Arunai Engineering College
Tiruvannamalai - 606 603

[Signature]
HOD/ECE
Professor & Head
 Dept. of Electronics and Communication Engg.
 Arunai Engineering College,
 Tiruvannamalai-606 603.



ARUNAI ENGINEERING COLLEGE
QUALITY PROCESS DESCRIPTION
FORM FOR TEACHING EVALUATION BY STUDENTS
Standard: ISO 9001:2015



Format : F-FDB-02
Version : 01

STUDENTS CONSOLIDATED FEEDBACK ON FACULTY

Date: 21.11.2021

ACADEMIC YEAR: 2021-22(ODD)

IV year / VII sem

Criteria/Subject code	EC8701	EC8751	EC8791	EC8702	EC8071	OIC751							
PLANNING AND ORGANISATION	5	5	5	5	5	5							
PRESENTATION / COMMUNICATION	4	4	5	4	4	4							
STUDENTS PARTICIPATION	5	5	5	4	5	5							
CLASS MANAGEMENT / ASSESSMENT OF STUDENTS	5	5	5	5	4	5							
OVERALL RATING	4.75	4.75	5	4.5	4.5	4.75							
ASSESSMENT IN PERCENTAGE	95	95	100	90	90	95							

AVERAGE % (SATISFACTION INDEX) : 83.33 %

Description:-	Excellent	-	Very Good	-	Good	-	Fair	-	Poor
Rating Point:-	5		4		3		2		1

[Signature]
Principal
 Arunai Engineering College
 Tiruvannamalai - 606 603

[Signature]
HOD/ECE
Dr. S. ELANGO B.E., M.E., Ph.D.
 Professor & Head
 Dept. of Electronics and Communication Engg
 Arunai Engineering College,
 Tiruvannamalai-606 603.



ARUNAI ENGINEERING COLLEGE, TIRUVANNAMALAI – 606 603

DEPARTMENT OF ELECTRONICS & COMMUNICATION ENGINEERING



CONSOLIDATED ALUMNI FEEDBACK(2021-2022)

S.NO	Suggestion given by Alumni
1	Special training programs to be organized on current trends.


Prepared by


HOD/ECE
Dr. S.ELANGO B.E.,M.E.,Ph.D.,
Professor & Head
Dept. of Electronics and Communication Engg.
Arunai Engineering College,
Tiruvannamalai-606 603.


PRINCIPAL
Principal
Arunai Engineering College
Tiruvannamalai - 606 603



ARUNAI ENGINEERING COLLEGE, TIRUVANNAMALAI – 606 603



DEPARTMENT OF ELECTRONICS & COMMUNICATION ENGINEERING

CONSOLIDATED EMPLOYER FEEDBACK(2021-2022)

S.NO	Suggestion given by Employer
1	Suggested to enhance the ICT based teaching pedagogy.


Prepared by


HOD/ECE
Dr. S. ELANGO B.E., M.E.,
Professor & Head
Dept. of Electronics and Communication Engg.
Arunai Engineering College,
Tiruvannamalai-606 603.


PRINCIPAL
Principal
Arunai Engineering College
Tiruvannamalai - 606 603



ARUNAI ENGINEERING COLLEGE
QUALITY PROCESS DESCRIPTION
FORM FOR TEACHING EVALUATION BY FACULTY
Standard: ISO 9001:2015



Format : F-FDB-06
Version : 01

Teaching Faculty Feedback Analysis
Department of Electrical and Electronics Engineering

Academic Year : 2021-2022

Academic performance measured through teaching – learning process, curriculum plan and implementation, ambience of the institution, governance

S.NO	Details	Avg Score (Out of 5)
1	Aims and objectives of the syllabus are well defined and clear.	4.8
2	The course/syllabus of this course increased my knowledge and perspective in the subject area.	4.6
3	The curriculum is sufficient to cover the programme / course outcomes.	4.8
4	The timely coverage of the syllabus is possible in the mentioned number of hours.	4.9
5	I have the freedom to adopt new techniques/education tools /strategies in teaching	4.5
6	Good facility and encouragement are available	4.8
7	The library is well equipped	4.3
8	The infrastructure available in the college/ department is excellent and efficiently used	4.2
9	Classroom Facilities are adequately good (LCD/Audio/Computer/Seating Arrangement etc)	4.3
10	Rest rooms, toilets, laboratory, playground, classrooms are clean and well maintained.	5.0
11	Authorities are approachable and accessible	4.3
12	The work distribution is fair and work load is reasonable in the department	4.2
13	There is a recognition/ appraisal system / Incentive/ Appreciation of the individual work.	4.6

Suggestions for improvement: Wi-Fi facilities needed

HOD/EEE



ARUNAI ENGINEERING COLLEGE
QUALITY PROCESS DESCRIPTION
FORM FOR TEACHING EVALUATION BY STUDENTS
Standard: ISO 9001:2015



Format : F-FDB-02
Version : 01

STUDENTS CONSOLIDATED FEEDBACK ON FACULTY

Date: 04.03.2022

ACADEMIC YEAR: 2021-22

Criteria/Subject code	MPE1A1	EE8401	EE8402	EE8403	EE8451	IC8451						
PLANNING AND ORGANISATION	5	4	5	5	4	5						
PRESENTATION / COMMUNICATION	4	5	4	5	5	4						
STUDENTS PARTICIPATION	5	5	4	5	4	5						
CLASS MANAGEMENT / ASSESSMENT OF STUDENTS	4	4	5	4	5	5						
OVERALL RATING	5	5	4	5	5	5						
ASSESMENT IN PERCENTAGE	4	5	4	4	4	4						
AVERAGE % (SATISFACTION INDEX) : 83.33 %												
Description:-	Excellent	-	Very Good	-	Good	-	Fair	-	Poor			
Rating Point:-	5		4		3		2		1			

HOD/EEE



ARUNAI ENGINEERING COLLEGE
QUALITY PROCESS DESCRIPTION
FORM FOR TEACHING EVALUATION BY STUDENTS
Standard: ISO 9001:2015



Format : F-FDB-02
Version : 01

STUDENTS CONSOLIDATED FEEDBACK ON FACULTY

Date: 04.03.2022

ACADEMIC YEAR: 2021-22

Criteria/Subject code	EE8601	EE8602	EE8691	EE8002	EE8005							
PLANNING AND ORGANISATION	5	5	4	5	4							
PRESENTATION / COMMUNICATION	4	4	5	4	5							
STUDENTS PARTICIPATION	4	5	4	5	4							
CLASS MANAGEMENT / ASSESSMENT OF STUDENTS	5	4	5	4	5							
OVERALL RATING	4	5	4	5	5							
ASSESSMENT IN PERCENTAGE	5	4	5	5	4							

AVERAGE % (SATISFACTION INDEX) : 83.33 %

Description:-	Excellent	-	Very Good	-	Good	-	Fair	-	Poor
Rating Point:-	5		4		3		2		1

AA

HOD/EEE



ARUNAI ENGINEERING COLLEGE
QUALITY PROCESS DESCRIPTION
FORM FOR TEACHING EVALUATION BY STUDENTS
 Standard: ISO 9001:2015



Format : F-FDB-02
Version : 01

STUDENTS CONSOLIDATED FEEDBACK ON FACULTY

Date: 04.03.2022

ACADEMIC YEAR: 2021-22

Criteria/Subject code	EE805	EE807										
PLANNING AND ORGANISATION	5	4										
PRESENTATION / COMMUNICATION	5	4										
STUDENTS PARTICIPATION	4	5										
CLASS MANAGEMENT / ASSESSMENT OF STUDENTS	3	5										
OVERALL RATING	4	5										
ASSESSMENT IN PERCENTAGE	5	4										
AVERAGE % (SATISFACTION INDEX) : 83.33 %												
Description:-	Excellent	-	Very Good	-	Good	-	Fair	-	Poor			
Rating Point:-	5		4		3		2		1			

HOD/EEE



ARUNAI ENGINEERING COLLEGE
QUALITY PROCESS DESCRIPTION
FORM FOR TEACHING EVALUATION BY STUDENTS
 Standard: ISO 9001:2015



Format : F-FDB-02
Version : 01

STUDENTS CONSOLIDATED FEEDBACK ON FACULTY

Date: 22.11.2021

ACADEMIC YEAR: 2021-22

Criteria/Subject code	MA8353	EE8351	EE8391	EE8301	EC8353	ME8192						
PLANNING AND ORGANISATION	5	5	4	5	5	5						
PRESENTATION / COMMUNICATION	4	5	4	5	5	5						
STUDENTS PARTICIPATION	5	4	5	5	5	5						
CLASS MANAGEMENT / ASSESSMENT OF STUDENTS	4	5	4	5	5	5						
OVERALL RATING	5	5	5	4	5	5						
ASSESSMENT IN PERCENTAGE	5	5	5	5	5	5						
AVERAGE % (SATISFACTION INDEX) : 83.33 %												
Description:-	Excellent	-	Very Good	-	Good	-	Fair	-	Poor			
Rating Point:-	5		4		3		2		1			

HOD/EEE



ARUNAI ENGINEERING COLLEGE
QUALITY PROCESS DESCRIPTION
FORM FOR TEACHING EVALUATION BY STUDENTS
Standard: ISO 9001:2015



Format : F-FDB-02
Version : 01

STUDENTS CONSOLIDATED FEEDBACK ON FACULTY

Date: 22.11.2021

ACADEMIC YEAR: 2021-22

Criteria/Subject code	EE8501	EE8551	EE8552	EE8591	CS8392	BIT552						
PLANNING AND ORGANISATION	5	4	5	4	4	5						
PRESENTATION / COMMUNICATION	4	5	5	5	8	5						
STUDENTS PARTICIPATION	5	4	4	5	5	5						
CLASS MANAGEMENT / ASSESSMENT OF STUDENTS	5	8	4	5	8	5						
OVERALL RATING	4	4	5	5	5	4						
ASSESSMENT IN PERCENTAGE	5	5	4	5	4	5						
AVERAGE % (SATISFACTION INDEX) : 83.33 %												

Description:-	Excellent	-	Very Good	-	Good	-	Fair	-	Poor
Rating Point:-	5		4		3		2		1

HOD/EEE



ARUNAI ENGINEERING COLLEGE
QUALITY PROCESS DESCRIPTION
FORM FOR TEACHING EVALUATION BY STUDENTS
Standard: ISO 9001:2015



Format : F-FDB-02
Version : 01

STUDENTS CONSOLIDATED FEEDBACK ON FACULTY

Date: 22.11.2021

ACADEMIC YEAR: 2021-22

Criteria/Subject code	EE8101	EE8102	EE8103	OB7151	EE8011	EC8095						
PLANNING AND ORGANISATION	5	5	4	5	5	4						
PRESENTATION / COMMUNICATION	5	4	5	4	5	5						
STUDENTS PARTICIPATION	4	5	4	5	4	5						
CLASS MANAGEMENT / ASSESSMENT OF STUDENTS	5	4	5	5	5	4						
OVERALL RATING	5	5	5	5	4	5						
ASSESSMENT IN PERCENTAGE	5	4	5	5	4	5						
AVERAGE % (SATISFACTION INDEX) : 83.33 %												

Description:-	Excellent	-	Very Good	-	Good	-	Fair	-	Poor
Rating Point:-	5		4		3		2		1

HOD/EEE



ARUNAI ENGINEERING COLLEGE
QUALITY PROCESS DESCRIPTION
Standard: ISO 9001:2015
2021-2022



CONSOLIDATED ALUMNI FEEDBACK

S.No	Suggestion given by Alumni
1	Placement training and practices should be provide

Prepared By

HOD-EEE

Principal

Arunai Engineering College
Tiruvannamalai - 606 603



ARUNAI ENGINEERING COLLEGE
- QUALITY PROCESS DESCRIPTION
FORM FOR TEACHING EVALUATION BY STUDENTS
 Standard: ISO 9001:2015



Format : F-FDB-02
Version : 01

STUDENTS CONSOLIDATED FEEDBACK ON FACULTY

ACADEMIC YEAR: 2021 - 22 / ODD SEM

Bio-Tech

Criteria/Subject code	HS 3151	MA 3151	PH 3151	GE 3151	CY 3151	GE 3171						
PLANNING AND ORGANISATION	4.28	4.15	4.13	3.95	4.13	4.08						
PRESENTATION / COMMUNICATION	4.2	4.18	4.22	4.13	4.19	4.15						
STUDENTS PARTICIPATION	4.40	4.12	4.35	3.99	4.54	4.02						
CLASS MANAGEMENT / ASSESSMENT OF STUDENTS	4.29	4.09	4.3	3.86	4.49	4.23						
OVERALL RATING	4.28	4.14	4.19	3.98	4.34	4.12						
ASSESSMENT IN PERCENTAGE	85.6%	82.4%	86%	79.6%	86.8%	82.4%						
AVERAGE % (SATISFACTION INDEX) : 83.33 %												

Description:-	Excellent	-	Very Good	-	Good	-	Fair	-	Poor
Rating Point:-	5		4		3		2		1

Signature with date			
Name	A. Venkatesan	Dr. M. Ravichandran	
	Feedback Collected by	HOD	



ARUNAI ENGINEERING COLLEGE
- QUALITY PROCESS DESCRIPTION
FORM FOR TEACHING EVALUATION BY STUDENTS
Standard: ISO 9001:2015



Format : F-FDB-02
Version : 01

STUDENTS CONSOLIDATED FEEDBACK ON FACULTY

ACADEMIC YEAR: 2021-22 / ODD SEM

B.E Civil

Criteria/Subject code	HS 3151	MA 3151	PH 3151	GE 3151	CY 3151	OE 3171						
PLANNING AND ORGANISATION												
	4.42	4.35	4.04	4.6	4.6	4.8						
PRESENTATION / COMMUNICATION												
	4.35	4.45	4.15	5.0	4.2	4.6						
STUDENTS PARTICIPATION												
	4.39	4.42	4.09	4.4	4.8	4.4						
CLASS MANAGEMENT / ASSESSMENT OF STUDENTS												
	4.60	4.29	4.23	4.2	4.6	4.8						
OVERALL RATING												
	4.44	4.38	4.13	4.55	4.55	4.65						
ASSESSMENT IN PERCENTAGE												
	86.8%	87.6%	82.6%	91%	91%	93%						
AVERAGE % (SATISFACTION INDEX) : 83.33 %												

Description:-	Excellent	-	Very Good	-	Good	-	Fair	-	Poor
Rating Point:-	5		4		3		2		1

Signature with date			
Name	A. Venkatesan	Dr. M. Ravichandran	
Feedback Collected by		HOD	



ARUNAI ENGINEERING COLLEGE
- QUALITY PROCESS DESCRIPTION
FORM FOR TEACHING EVALUATION BY STUDENTS
Standard: ISO 9001:2015



Format : F-FDB-02
Version : 01

STUDENTS CONSOLIDATED FEEDBACK ON FACULTY

ACADEMIC YEAR: 2021-22 / ODD SEM

B.E/EEE

Criteria/Subject code	HS 3151	MA 3151	PH 3151	GE 3151	CY 3151	GE 3171							
PLANNING AND ORGANISATION	4.39	4.02	3.84	4.26	4.39	4.13							
PRESENTATION / COMMUNICATION	4.35	4.32	3.85	4.10	4.38	4.17							
STUDENTS PARTICIPATION	4.40	4.08	3.82	4.15	4.35	3.96							
CLASS MANAGEMENT / ASSESSMENT OF STUDENTS	4.29	4.15	3.96	4.38	4.31	4.11							
OVERALL RATING	4.35	4.12	3.86	4.22	4.35	4.09							
ASSESMENT IN PERCENTAGE	87%	82.4	77.2%	84.4%	87%	81.8%							
AVERAGE % (SATISFACTION INDEX) : 83.33 %													

Description:-	Excellent	-	Very Good	-	Good	-	Fair	-	Poor
Rating Point:-	5		4		3		2		1

Signature with date			
Name	A. Veerabatesan	Dr. M. Ravichandran	
	Feedback Collected by	HOD	



ARUNAI ENGINEERING COLLEGE
- QUALITY PROCESS DESCRIPTION
FORM FOR TEACHING EVALUATION BY STUDENTS
Standard: ISO 9001:2015



Format : F-FDB-02
Version : 01

STUDENTS CONSOLIDATED FEEDBACK ON FACULTY

ACADEMIC YEAR: 2021 - 22 / ODD SEM

B.E / ECE

Criteria/Subject code	HS 3151	MA 3151	PH 3151	GE 3151	CY 3151	GE 3171							
PLANNING AND ORGANISATION	4.22	4.18	4.13	3.95	4.19	4.15							
PRESENTATION / COMMUNICATION	4.29	4.12	4.22	3.86	4.54	4.02							
STUDENTS PARTICIPATION	4.40	4.14	4.19	3.99	4.49	4.23							
CLASS MANAGEMENT / ASSESSMENT OF STUDENTS	4.22	4.09	4.35	4.13	4.13	4.15							
OVERALL RATING	4.28	4.12	4.3	3.98	4.34	4.12							
ASSESSMENT IN PERCENTAGE	85.6	82.4%	86%	77.6%	86.8%	82.4%							
AVERAGE % (SATISFACTION INDEX) : 83.33 %													

Description:-	Excellent	-	Very Good	-	Good	-	Fair	-	Poor
Rating Point:-	5		4		3		2		1

Signature with date			
Name	A. Venkatesan	Dr. M. Ravichandran	
	Feedback Collected by	HOD	



ARUNAI ENGINEERING COLLEGE
- QUALITY PROCESS DESCRIPTION
FORM FOR TEACHING EVALUATION BY STUDENTS
Standard: ISO 9001:2015



Format : F-FDB-02
Version : 01

STUDENTS CONSOLIDATED FEEDBACK ON FACULTY

ACADEMIC YEAR: 2021 - 22 / ODD SEM

B. E / Mechanical.

Criteria/Subject code	HS 3151	MA 3151	PH 3151	GE 3151	CY 3151	GE 3171						
PLANNING AND ORGANISATION	4.22	4.14	4.2	3.95	4.19	4.15						
PRESENTATION / COMMUNICATION	4.29	4.15	4.13	3.86	4.49	4.02						
STUDENTS PARTICIPATION	4.22	4.09	4.19	3.99	4.54	4.23						
CLASS MANAGEMENT / ASSESSMENT OF STUDENTS	4.40	4.15	4.35	4.13	4.34	4.08						
OVERALL RATING	4.28	4.12	4.3	3.98	4.13	4.12						
ASSESSMENT IN PERCENTAGE	85.6%	82.4%	86%	79.6%	86.8%	82.4%						
AVERAGE % (SATISFACTION INDEX) : 83.33 %												

Description:-	Excellent	-	Very Good	-	Good	-	Fair	-	Poor
Rating Point:-	5		4		3		2		1

Signature with date			
Name	A. Venkatesan	Dr. M. Ravichandran	
	Feedback Collected by	HOD	



ARUNAI ENGINEERING COLLEGE
- QUALITY PROCESS DESCRIPTION
FORM FOR TEACHING EVALUATION BY STUDENTS
Standard: ISO 9001:2015



Format : F-FDB-02
Version : 01

STUDENTS CONSOLIDATED FEEDBACK ON FACULTY

ACADEMIC YEAR: 2021 - 22 / EVEN SEM

B.E/CSE

Criteria/Subject code	HS 3251	MA 3251	PH 3256	BE 3251	GE 3251	CS 3251						
PLANNING AND ORGANISATION	4.17	4.38	3.85	4.23	4.35	3.96						
PRESENTATION / COMMUNICATION	4.13	4.35	3.84	4.08	4.40	4.13						
STUDENTS PARTICIPATION	3.96	4.31	3.96	4.15	4.29	4.11						
CLASS MANAGEMENT / ASSESSMENT OF STUDENTS	4.11	4.37	3.82	4.02	4.39	4.17						
OVERALL RATING	4.09	4.35	3.86	4.12	4.35	4.09						
ASSESSMENT IN PERCENTAGE	81.87%	82%	77.2%	82.4%	87%	81.5%						
AVERAGE % (SATISFACTION INDEX) : 83.33 %												

Description:-	Excellent	-	Very Good	-	Good	-	Fair	-	Poor
Rating Point:-	5		4		3		2		1

Signature with date			
Name	A. Venkatesan	Dr. M. Ravichandran	
	Feedback Collected by	HOD	



ARUNAI ENGINEERING COLLEGE
- QUALITY PROCESS DESCRIPTION
FORM FOR TEACHING EVALUATION BY STUDENTS
Standard: ISO 9001:2015



Format : F-FDB-02
Version : 01

STUDENTS CONSOLIDATED FEEDBACK ON FACULTY

ACADEMIC YEAR: 2021-22 / EVEN SEM

B.Tech/I.T

Criteria/Subject code	HS 3251	MA 3251	PH 3256	BE 3251	GE 3251	CS 3251						
PLANNING AND ORGANISATION	3.65	4.02	3.92	3.99	3.89	3.65						
PRESENTATION / COMMUNICATION	3.69	3.89	4.05	3.92	3.92	3.78						
STUDENTS PARTICIPATION	3.78	4.09	3.89	3.85	4.02	3.69						
CLASS MANAGEMENT / ASSESSMENT OF STUDENTS	3.94	3.92	3.93	3.79	3.39	3.94						
OVERALL RATING	3.77	3.98	3.85	3.89	4.02	3.77						
ASSESSMENT IN PERCENTAGE	75.4%	79.6%	78.6%	77.8%	79.6%	75.4%						
AVERAGE % (SATISFACTION INDEX) : 83.33 %												

Description:-	Excellent	-	Very Good	-	Good	-	Fair	-	Poor
Rating Point:-	5		4		3		2		1

Signature with date			
Name	A. Venkatesan	Dr. M. Ravichandran	
	Feedback Collected by	HOD	



ARUNAI ENGINEERING COLLEGE
- QUALITY PROCESS DESCRIPTION
FORM FOR TEACHING EVALUATION BY STUDENTS
Standard: ISO 9001:2015



Format : F-FDB-02
Version : 01

STUDENTS CONSOLIDATED FEEDBACK ON FACULTY

ACADEMIC YEAR: 2021-22/ EVEN SEM

B.Tech/chemical

Criteria/Subject code	HS 3251	MA 3251	PH 3258	BE 3252	GE 3251	CH 3251						
PLANNING AND ORGANISATION	4.39	4.35	3.96	3.85	4.08	4.10						
PRESENTATION / COMMUNICATION	4.40	4.38	4.13	3.82	4.23	4.26						
STUDENTS PARTICIPATION	4.29	4.35	4.11	3.96	4.15	4.38						
CLASS MANAGEMENT / ASSESSMENT OF STUDENTS	4.35	4.31	4.17	3.84	4.02	4.15						
OVERALL RATING	4.39	4.39	4.09	3.86	4.12	4.22						
ASSESSMENT IN PERCENTAGE	87%	87%	81.8%	77.2%	82.4%	84.4%						
AVERAGE % (SATISFACTION INDEX) : 83.33 %												

Description:-	Excellent	-	Very Good	-	Good	-	Fair	-	Poor
Rating Point:-	5		4		3		2		1

Signature with date			
Name	A. Venkatesan	Dr. M. Ravichandran	
	Feedback Collected by	HOD	



ARUNAI ENGINEERING COLLEGE
- QUALITY PROCESS DESCRIPTION
FORM FOR TEACHING EVALUATION BY STUDENTS
Standard: ISO 9001:2015



Format : F-FDB-02
Version : 01

STUDENTS CONSOLIDATED FEEDBACK ON FACULTY

ACADEMIC YEAR: 2021-22 / EVEN SEM

B.Tech / Bio-Tech.

Criteria/Subject code	HS 3251	MA 3251	PH 3252	BE 3252	GE 3251	BT 3201						
PLANNING AND ORGANISATION	3.86	4.29	4.12	4.09	3.70	4.38						
PRESENTATION / COMMUNICATION	3.93	4.16	4.11	3.99	3.73	4.29						
STUDENTS PARTICIPATION	3.97	4.35	4.13	4.12	3.82	4.24						
CLASS MANAGEMENT / ASSESSMENT OF STUDENTS	4.09	4.12	4.09	4.11	3.69	4.40						
OVERALL RATING	3.86	4.23	4.21	4.09	3.74	4.34						
ASSESSMENT IN PERCENTAGE	79.2%	84.6%	82.6%	81.4%	74.6%	86.4%						
AVERAGE % (SATISFACTION INDEX) : 83.33 %												

Description:-	Excellent	-	Very Good	-	Good	-	Fair	-	Poor
Rating Point:-	5		4		3		2		1

Signature with date			
Name	A. Venkatesan	Dr. M. Ravichandran	
	Feedback Collected by	HOD	



ARUNAI ENGINEERING COLLEGE
QUALITY PROCESS DESCRIPTION
FORM FOR TEACHING EVALUATION BY FACULTY
Standard: ISO 9001:2015



Format : F-FDB-06
Version : 01

Teaching Faculty Feedback Analysis
Department of Humanities and Sciences

Academic Year :2021-2022

Academic performance measured through teaching – learning process , curriculum plan and implementation , ambience of the institution, governance

S.NO	Details	Avg Score (Out of 5)
1	Aims and objectives of the syllabus are well defined and clear.	4.3
2	The course/syllabus of this course increased my knowledge and perspective in the subject area.	4.5
3	The curriculum is sufficient to cover the programme / course outcomes.	3.8
4	The timely coverage of the syllabus is possible in the mentioned number of hours.	4.0
5	I have the freedom to adopt new techniques/education tools /strategies in teaching	4.2
6	Good facility and encouragement are available	3.8
7	The library is well equipped	4.2
8	The infrastructure available in the college/ department is excellent and efficiently used	4.3
9	Classroom Facilities are adequately good (LCD/Audio/Computer/Seating Arrangement etc)	4.1
10	Rest rooms. toilets. laboratory. playground. classrooms are clean and well maintained.	5.0
11	Authorities are approachable and accessible	4.0
12	The work distribution is fair and work load is reasonable in the department	4.2
13	There is a recognition/ appraisal system / Incentive/ Appreciation of the individual work.	4.3

Suggestions for improvement:

HOD-HAS



ARUNAI ENGINEERING COLLEGE
QUALITY PROCESS DESCRIPTION
FORM FOR TEACHING EVALUATION BY STUDENTS
Standard: ISO 9001:2015



Format : F-FDB-02
Version : 01

STUDENTS CONSOLIDATED FEEDBACK ON FACULTY

ACADEMIC YEAR:2021-2022-II (ODD)

Criteria/Subject code	MA8351	CS8251	CS8391	CS8392	EC8394
PLANNING AND ORGANISATION	4.0	5.0	4.0	5.0	4.0
PRESENTATION / COMMUNICATION	4.0	5.0	4.0	5.0	4.0
STUDENTS PARTICIPATION	4.2	5.0	4.2	5.0	5.0
CLASS MANAGEMENT / ASSESSMENT OF STUDENTS	5.0	5.0	5.0	5.0	5.0
OVERALL RATING	4.3	5.0	4.3	5.0	4.5
ASSESSMENT IN PERCENTAGE	86%	100%	86%	100%	90%
AVERAGE % (SATISFACTION INDEX) : 83.33 %					

Description:-	Excellent	-	Very Good	-	Good	-	Fair	-	Poor
Rating Point:-	5		4		3		2		1


HOD/IT

Dr. ANITHA RAMESH, Ph.D.,
HOD / I.T.,
Arunai Engineering College,
Tiruvannamalai - 606 603



ARUNAI ENGINEERING COLLEGE
QUALITY PROCESS DESCRIPTION
FORM FOR TEACHING EVALUATION BY FACULTY
Standard: ISO 9001:2015



Format : F-FDB-06
Version : 01

Teaching Faculty Feedback Analysis
Department of Information Technology

Academic Year :2021-2022


Academic performance measured through teaching – learning process , curriculum plan and implementation , ambience of the institution, governance

S.NO	Details	Avg Score (Out of 5)
1	Aims and objectives of the syllabus are well defined and clear.	4.2
2	The course/syllabus of this course increased my knowledge and perspective in the subject area.	4.2
3	The curriculum is sufficient to cover the programme / course outcomes.	4.0
4	The timely coverage of the syllabus is possible in the mentioned number of hours.	4.0
5	I have the freedom to adopt new techniques/education tools /strategies in teaching	4.2
6	Good facility and encouragement are available	4.0
7	The library is well equipped	4.3
8	The infrastructure available in the college/ department is excellent and efficiently used	4.0
9	Classroom Facilities are adequately good (LCD/Audio/Computer/Seating Arrangement etc)	4.3
10	Rest rooms, toilets, laboratory, playground, classrooms are clean and well maintained.	5.0
11	Authorities are approachable and accessible	4.0
12	The work distribution is fair and work load is reasonable in the department	4.0
13	There is a recognition/ appraisal system / Incentive/ Appreciation of the individual work.	4.3

Suggestions for improvement:

Nil


HOD-IT

	<p>ARUNAI ENGINEERING COLLEGE</p> <p>QUALITY PROCESS DESCRIPTION</p> <p>Standard: ISO 9001:2015</p>	
---	--	---

ACADEMIC YEAR-2021-2022



CONSOLIDATED ALUMNI FEEDBACK

SI.NO	Suggestion Given By Alumni
1	Placement training and practices should be provided


Prepared By


HOD-IT


PRINCIPAL
Principal
Arunai Engineering College
Tiruvannamalai - 606 603

	<p>ARUNAI ENGINEERING COLLEGE QUALITY PROCESS DESCRIPTION Standard: ISO 9001:2015</p>	
---	--	---



ACADEMIC YEAR-2021-2022
CONSOLIDATED EMPLOYERS FEEDBACK

SI.NO	Suggestion Given By Employers
1	Enhance awareness about new innovation technologies
2	Ability to manage/leadership qualities


Prepared By

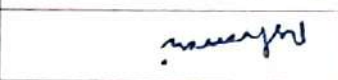


HOD-IT


PRINCIPAL
Principal
Arunai Engineering College
Tiruvannamalai - 606 603

	<p>ARUNAI ENGINEERING COLLEGE THIRUVANNAMALAI Consolidated Students feedback on Teachers- Mid Semester Standard: ISO 9001:2015</p>	
<p>Department: MECHANICAL</p>		
<p>Semester: VI</p>		
<p>Academic Year : 2021-22 Date: 11.05.2022 Doc Ref: A/C/ISO/CE/NA/2021-22/EVEN</p>		

S. No	Subject Name	Staff Name	Attitude towards subject	Use of examples to clarify	Problem solving	Classroom discussions	Use of Black board	Use of teaching aids	Attitude towards Students (Strict/Friendly)	No. of Units covered
1	DTS	Dr. THIRUVANMATHUR ARURAJ	4.3	4.5	4.7	4.3	4.7	4.4	S = F	4.2
2	HMT	Dr. JAYAKUMAR RAHESH	4.3	4.5	4.7	4.6	4.7	4.3	F	4
3	AE	Dr. VENKATESH	3.9	4.1	4.4	4.1	4.7	4.5	S ≠ F	3
4	H1P	Dr. NARAYANAN	3.9	4.1	4.4	4.3	4.7	4.1	F	3
5	FEA	Dr. NARAYANAN	4.8	4.1	4.3	4.3	4.6	4.5	S = F	3
6	CAD/CAM	Dr. BEVENSH	4.5	4.1	4.2	4.3	4.5	4.1	F	3
7	CAD/CAM LAB	Dr. RAHESH	4.1	4.4	3.9	4.2	3.8	3.7	S = F	4
8	CE	Mrs. DEVA SENA	4.4	4.1	4.4	4.2	4.4	4.5	F	3

Note: For S. No 1-7, Average rating point given by the respondents
 Description: Excellent - Very Good - Good - Fair - Poor
 Rating Point: 5 4 3 2 1
 For S.No 8 Write numbers for S and F (Ex. If 4 students mentioned as strict and 6 students as Friendly, write S-4 and F-6). For S. No 9 write number of units covered
 Write the highlights of general feedback on the backside of this sheet

Signature with date	 Dr. R. Sivasubramanian	Name	 R. Praveen Kumar
---------------------	---	------	--



ARUNAI ENGINEERING COLLEGE
QUALITY PROCESS DESCRIPTION
FORM FOR TEACHING EVALUATION BY FACULTY
Standard: ISO 9001:2015



Format : F-FDB-06
Version : 01

Teaching Faculty Feedback Analysis
Department of Mechanical Engineering

Academic Year :2021-2022

Academic performance measured through teaching – learning process, curriculum plan and implementation, ambience of the institution, governance

S.NO	Details	Avg Score (Out of 5)
1	Aims and objectives of the syllabus are well defined and clear.	4.5
2	The course/syllabus of this course increased my knowledge and perspective in the subject area.	4.5
3	The curriculum is sufficient to cover the programme / course outcomes.	4.2
4	The timely coverage of the syllabus is possible in the mentioned number of hours.	4.2
5	I have the freedom to adopt new techniques/education tools /strategies in teaching	4.3
6	Good facility and encouragement are available	4.2
7	The library is well equipped	4.3
8	The infrastructure available in the college/ department is excellent and efficiently used	4.3
9	Classroom Facilities are adequately good (LCD/Audio/Computer/Seating Arrangement etc)	4.3
10	Rest rooms, toilets, laboratory, playground, classrooms are clean and well maintained.	4.8
11	Authorities are approachable and accessible	4.2
12	The work distribution is fair and work load is reasonable in the department	4.2
13	There is a recognition/ appraisal system / Incentive/ Appreciation of the individual work.	4.3

Suggestions for improvement:


HOD/MECH

(Signature)

SL.No	ACADAMIC YEAR	TOTAL STRENGTH	Description	EXCELLENT (5)	VERY GOOD (4)	Good (3)	Satisfactory (2)	Poor (1)	Rating	Remarks
1	2017-2021	109	Infrastructure	70	20	14	5		2.65	
			Course Delivery	72	23	10	4		2.70	
			Students Personality Development	69	20	19	1		2.66	
			Commitment of Faculty	85	11	7	6		2.76	
			Library Facility	70	25	10	4		2.69	
			Counseling Activity	80	17	10	2		2.76	
			Discipline Standards	85	17	5	2		2.82	
			How about Ad-on Courses	70	20	17	2		2.67	
			Student-Staff Relationship	77	20	10	2		2.75	
			Hostel Facilities	70	25	9	5		2.68	
			Transport Facilities	84	10	15	0		2.78	
			Recreational Facilities	70	23	14	2		2.69	
			Extra-Curricular Activities	70	19	15	2		2.61	
			Interaction with Administration	75	14	18	2		2.69	
AVERAGE	1167	316	209	43	0	2.70			LEVEL 3 ATTAINED	



FEEDBACK CONSOLIDATION

ACADEMIC YEAR

2020 – 2021



Action taken report for the Analysis of Feedback Collected from various stakeholders, such as Students, Teachers, Employers, Alumni on the academic performance and ambience of the institution during Academic year

Department of Biotechnology

Date: 12/4/2021



Academic year: 2020-2021

Feedback Collected from	Number responses	of	Suggestions
Faculty	6		Be encouraged to offer multi-disciplinary courses
Student	97		Offline sessions must be planned
Alumni	32		Arrange some course or lectures about recent trends in biotechnology for improving knowledge
Employers	-		-


Prepared By


HOD-BT


Principal

	ARUNAI ENGINEERING COLLEGE QUALITY PROCESS DESCRIPTION FORM FOR TEACHING EVALUATION BY FACULTY Standard: ISO 9001:2015		Format : F-FDB-06 Version : 01
---	---	---	---

Teaching Faculty Feedback Analysis

Department of Chemical Engineering


Academic Year: 2020-2021

Academic performance measured through teaching – learning process, curriculum plan and implementation, ambience of the institution, governance

S.NO	Details	Avg Score (Out of 5)
1	Aims and objectives of the syllabus are well defined and clear.	4.3
2	The course/syllabus of this course increased my knowledge and perspective in the subject area	4.2
3	The curriculum is sufficient to cover the programme/ course outcomes.	4.5
4	The timely coverage of the syllabus is possible in the mentioned number of hours.	4.7
5	I have the freedom to adopt new techniques/education tools /strategies in teaching	4.0
6	Good facility and encouragement are available	4.4
7	The library is well equipped	4.9
8	The infrastructure available in the college/ department is excellent and efficiently used	4.1
9	Classroom Facilities are adequately good (LCD/Audio/Computer/Seating Arrangement etc)	4.5
10	Rest rooms, toilets, laboratory, playground, classrooms are clean and well maintained.	4.4
11	Authorities are approachable and accessible	4.2
12	The work distribution is fair and work load is reasonable in the department	4.4
13	There is a recognition/ appraisal system/ Incentive/ Appreciation of the individual work.	4.2

Suggestions for improvement: Nil




HOD-CHEMICAL



ARUNAI ENGINEERING COLLEGE
QUALITY PROCESS DESCRIPTION
FORM FOR TEACHING EVALUATION BY STUDENTS
 Standard: ISO 9001:2015



Format : F-FDB-02
 Version : 01

STUDENTS CONSOLIDATED FEEDBACK ON FACULTY

Date: 3.2.2021

ACADEMIC YEAR: 2020-21

Criteria/Subject code	CH E601	CH E601	CH E602	CH E602	CH E603	CH E604						
PLANNING AND ORGANISATION	4	5	5	5	4	4						
PRESENTATION / COMMUNICATION	4	5	5	4	4	4						
STUDENTS PARTICIPATION	5	5	5	4	4	4						
CLASS MANAGEMENT / ASSESSMENT OF STUDENTS	5	5	5	4	4	4						
OVERALL RATING	5	5	5	4	4	4						
ASSESSMENT IN PERCENTAGE	4	4	5	5	4	4						

AVERAGE % (SATISFACTION INDEX) : 83.33 %

Description:	Excellent	Very Good	Good	Fair	Poor
Rating Point:	5	4	3	2	1

HOD/CHEMICAL

M...





ARUNAI ENGINEERING COLLEGE
QUALITY PROCESS DESCRIPTION
Standard: ISO 9001:2015
2020-2021



CONSOLIDATED ALUMNI FEEDBACK

S.No	Suggestion given by Alumni
1	Providing access to professional development resources


Prepared By


HOD-CHEMICAL


Principal
Arunai Engineering College
Tiruvannamalai - 606 603



ARUNAI ENGINEERING COLLEGE
QUALITY PROCESS DESCRIPTION
Standard: ISO 9001:2015
2020-2021



CONSOLIDATED EMPLOYERS FEEDBACK

S.No	Suggestion given by Alumni
1	Implementing a mentorship program connecting alumni with current students

Prepared By

HOD-CHEMICAL

Principal

Arunai Engineering College
Tiruvannamalai - 606 603



Analysis of Feedback Collected from various stakeholders, such as Students, Teachers, Employers, Alumni on the academic performance and ambience of the institution during Academic year 2020-21

Department of Civil Engineering

Date: 21.04.2021

Feedback Collected from	Number of responses	Suggestions
Faculty	7	Wi-Fi Facility is needed for smooth conduct of online classes more effectively.
Students	35	Offline sessions must be planned.
Alumni	15	Webinar to be organized to familiarize the students with the career opportunity in Civil Engineering field.
Employers	3	Introduce some skill development sessions.

P. Gayathri
Prepared By

R. Kothirai
HOD/CIVIL
HEAD OF THE DEPARTMENT
DEPT. OF CIVIL ENGINEERING
ARUNAI ENGINEERING COLLEGE
TIRUVANNAMALAI - 606 603

[Signature]
PRINCIPAL
Principal
Arunai Engineering College
Tiruvannamalai - 606 603



ARUNAI ENGINEERING COLLEGE
QUALITY PROCESS DESCRIPTION
FORM FOR TEACHING EVALUATION BY FACULTY
Standard: ISO 9001:2015



Format : F-FDB-06
Version : 01

Teaching Faculty Feedback Analysis
Department of CIVIL

Academic Year: 2020-2021

Academic performance measured through teaching – learning process, curriculum plan and implementation, ambience of the institution, governance

S.NO	Details	Avg Score (Out of 5)
1	Aims and objectives of the syllabus are well defined and clear.	4.4
2	The course/syllabus of this course increased my knowledge and perspective in the subject area.	4.5
3	The curriculum is sufficient to cover the programme / course outcomes.	4.2
4	The timely coverage of the syllabus is possible in the mentioned number of hours.	4.0
5	I have the freedom to adopt new techniques/education tools /strategies in teaching	4.6
6	Good facility and encouragement are available	4.3
7	The library is well equipped	4.2
8	The infrastructure available in the college/ department is excellent and efficiently used	4.4
9	Classroom Facilities are adequately good (LCD/Audio/Computer/Seating Arrangement etc)	4.0
10	Rest rooms, toilets, laboratory, playground, classrooms are clean and well maintained.	4.6
11	Authorities are approachable and accessible	4.1
12	The work distribution is fair and work load is reasonable in the department	4.2
13	There is a recognition/ appraisal system / Incentive/ Appreciation of the individual work.	4.0

Suggestions for improvement: Provide computer System attached with web camera to conduct effective online classes.

R. Kotharavan
HOD-CIVIL



ARUNAI ENGINEERING COLLEGE
QUALITY PROCESS DESCRIPTION
FORM FOR TEACHING EVALUATION BY STUDENTS
Standard: ISO 9001:2015



Format : F-FDB-02
Version : 01

STUDENTS CONSOLIDATED FEEDBACK ON FACULTY

Date: 28/04/21

ACADEMIC YEAR: 2020-21

Criteria/Subject code	CE8301	CE8302	CE8351	CE8391	CE8392	MA8353						
PLANNING AND ORGANISATION	4.15	4.09	4.38	4.49	4.13	4.14						
PRESENTATION / COMMUNICATION	4.02	3.97	4.15	4.54	3.99	4.09						
STUDENTS PARTICIPATION	4.11	4.12	4.26	4.19	3.95	4.15						
CLASS MANAGEMENT / ASSESSMENT OF STUDENTS	4.26	4.11	4.10	4.13	3.86	4.18						
OVERALL RATING	4.13	4.07	4.22	4.34	3.98	4.12						
ASSESSMENT IN PERCENTAGE	82.6%	81.4%	84.4%	86.8%	79.6%	82.4%						
AVERAGE % (SATISFACTION INDEX) : 82.86%												

Description:-	Excellent	-	Very Good	-	Good	-	Fair	-	Poor
Rating Point:-	5		4		3		2		1

R. Kathiraman
HOD/CIVIL



ARUNAI ENGINEERING COLLEGE
QUALITY PROCESS DESCRIPTION
FORM FOR TEACHING EVALUATION BY STUDENTS
Standard: ISO 9001:2015



Format : F-FDB-02
Version : 01

STUDENTS CONSOLIDATED FEEDBACK ON FACULTY

Date: 28/04/21

ACADEMIC YEAR: 2020-21

Criteria/Subject code	CE8501	CE8502	CE8591	EN8491	GE8091	DA1551						
PLANNING AND ORGANISATION	4.29	4.35	4.18	4.19	4.35	4.12						
PRESENTATION / COMMUNICATION	4.35	4.29	4.15	4.14	4.42	3.97						
STUDENTS PARTICIPATION	4.39	4.16	4.05	4.01	4.29	4.09						
CLASS MANAGEMENT / ASSESSMENT OF STUDENTS	4.40	4.12	4.29	4.08	4.45	4.11						
OVERALL RATING	4.35	4.23	4.17	4.10	4.38	4.07						
ASSESSMENT IN PERCENTAGE	87%	84.6%	83.4%	82%	87.6%	81.4%						
AVERAGE % (SATISFACTION INDEX) : 84.33%												

Description:-	Excellent	-	Very Good	-	Good	-	Fair	-	Poor
Rating Point:-	5		4		3		2		1

R. KATHIRAM
HOD/CIVIL



ARUNAI ENGINEERING COLLEGE
QUALITY PROCESS DESCRIPTION
FORM FOR TEACHING EVALUATION BY STUDENTS
Standard: ISO 9001:2015



Format : F-FDB-02
Version : 01

STUDENTS CONSOLIDATED FEEDBACK ON FACULTY

Date: 28/4/21

ACADEMIC YEAR: 2020-21

Criteria/Subject code	CE8701	CE8202	CE8703	CE8011	DML751							
PLANNING AND ORGANISATION	4.12	4.28	4.16	4.45	4.36							
PRESENTATION / COMMUNICATION	4.08	4.17	4.29	4.38	4.31							
STUDENTS PARTICIPATION	4.19	4.22	4.25	4.42	4.27							
CLASS MANAGEMENT / ASSESSMENT OF STUDENTS	4.22	4.12	4.10	4.54	4.49							
OVERALL RATING	4.15	4.20	4.20	4.45	4.36							
ASSESSMENT IN PERCENTAGE	83%	84%	84%	89%	87.2%							
AVERAGE % (SATISFACTION INDEX) : 85.44%												

Description:-	Excellent	-	Very Good	-	Good	-	Fair	-	Poor
Rating Point:-	5		4		3		2		1

R. Kathiraman
HOD/CIVIL



ARUNAI ENGINEERING COLLEGE
QUALITY PROCESS DESCRIPTION
FORM FOR TEACHING EVALUATION BY STUDENTS
Standard: ISO 9001:2015



Format : F-FDB-02
Version : 01

STUDENTS CONSOLIDATED FEEDBACK ON FACULTY

Date: 3/11/2020

ACADEMIC YEAR: 2020-21

Criteria/Subject code	CE8401	CE8402	CE8403	CE8404	CE8409	MA8401						
PLANNING AND ORGANISATION	8.84	4.35	4.12	4.33	4.11	3.86						
PRESENTATION / COMMUNICATION	3.96	4.40	4.16	4.29	4.09	3.93						
STUDENTS PARTICIPATION	3.82	4.39	4.29	4.40	4.12	3.97						
CLASS MANAGEMENT / ASSESSMENT OF STUDENTS	3.88	4.29	4.35	4.24	4.21	4.09						
OVERALL RATING	3.86	4.35	4.23	4.32	4.13	3.96						
ASSESSMENT IN PERCENTAGE	77.2%	87%	84.6%	86.4%	82.6%	79.2%						
AVERAGE % (SATISFACTION INDEX) : 82.83%												

Description:-	Excellent	-	Very Good	-	Good	-	Fair	-	Poor
Rating Point:-	5		4		3		2		1

R. Kathiroum
HOD/CIVIL



ARUNAI ENGINEERING COLLEGE
QUALITY PROCESS DESCRIPTION
FORM FOR TEACHING EVALUATION BY STUDENTS
Standard: ISO 9001:2015



Format : F-FDB-02
Version : 01

STUDENTS CONSOLIDATED FEEDBACK ON FACULTY

Date: 3/11/2020

ACADEMIC YEAR: 2020-21

Criteria/Subject code	CE8601	CE8602	CE8603	CE8604	EN8592	CE8001						
PLANNING AND ORGANISATION	4.10	4.21	4.54	8.89	4.02	4.05						
PRESENTATION / COMMUNICATION	4.38	4.05	4.20	8.95	4.12	4.12						
STUDENTS PARTICIPATION	4.24	4.18	4.45	4.04	3.87	4.14						
CLASS MANAGEMENT / ASSESSMENT OF STUDENTS	4.17	4.16	4.13	8.78	3.93	4.10						
OVERALL RATING	4.22	4.15	4.33	8.92	3.99	4.10						
ASSESMENT IN PERCENTAGE	84.4%	83%	86.6%	78.4%	79.8%	82%						
AVERAGE % (SATISFACTION INDEX) : 82.36%												

Description:-	Excellent	-	Very Good	-	Good	-	Fair	-	Poor
Rating Point:-	5		4		3		2		1

R. Kathiraman
HOD/CIVIL



ARUNAI ENGINEERING COLLEGE
QUALITY PROCESS DESCRIPTION
FORM FOR TEACHING EVALUATION BY STUDENTS
Standard: ISO 9001:2015



Format : F-FDB-02
Version : 01

STUDENTS CONSOLIDATED FEEDBACK ON FACULTY

Date: 8/11/2020

ACADEMIC YEAR: 2020-21

Criteria/Subject code	CE8016	CE8022											
PLANNING AND ORGANISATION	4.38	4.48											
PRESENTATION / COMMUNICATION	4.42	4.37											
STUDENTS PARTICIPATION	4.56	4.23											
CLASS MANAGEMENT / ASSESSMENT OF STUDENTS	4.48	4.51											
OVERALL RATING	4.46	4.40											
ASSESSMENT IN PERCENTAGE	89.2%	88%											
AVERAGE % (SATISFACTION INDEX) : 88.6%													

Description:-	Excellent	-	Very Good	-	Good	-	Fair	-	Poor
Rating Point:-	5		4		3		2		1

R. Kathiraman
HOD/CIVIL



Analysis of Feedback from Alumni on the academic performance and ambience of the institution during Academic year 2020-21

Department of Civil Engineering

Date: 21.04.2021

S.No.	Suggestions given by Alumni
1.	Webinar to be organized to familiarize the students with the career opportunity in Civil Engineering field.

P. Gayathri
Prepared By

R. Kothirai
HOD/CIVIL
HEAD OF THE DEPARTMENT
DEPT. OF CIVIL ENGINEERING
ARUNAI ENGINEERING COLLEGE
TIRUVANNAMALAI - 606 603

[Signature]
PRINCIPAL
Principal
Arunai Engineering College
Tiruvannamalai - 606 603



Analysis of Feedback from Employers on the academic performance and ambience of the institution during Academic year 2020-21

Department of Civil Engineering



Date: 21.04.2021

S.No.	Suggestions given by Employers
1.	Introduce some skill development sessions.

P. Jayanthi
Prepared By

R. Kothirai
HOD/CIVIL
HEAD OF THE DEPARTMENT
DEPT. OF CIVIL ENGINEERING
ARUNAI ENGINEERING COLLEGE
TIRUVANNAMALAI - 606 603

[Signature]
PRINCIPAL
Principal
Arunai Engineering College
Tiruvannamalai - 606 603

	ARUNAI ENGINEERING COLLEGE QUALITY PROCESS DESCRIPTION ACTION TAKEN ON FEEDBACK ANALYSIS Standard: ISO 9001:2015		Format : F-FDB-02 Version : 01
---	--	---	---

Consolidated Analysis of Feedback Collected from various stakeholders, such as Students, Teachers, Employers, Alumni on the academic performance and ambience of the institution during Academic year 2020 – 21

Department of Computer Science and Engineering

Feedback Collected from	Number of responses	Suggestions
Faculty	10	Internet Facility is required in the department staff room, Value Added Courses for students may be conducted to bridge the gap in curriculum
Students	—	—
Alumni	—	—
Employers	—	—

R. Suresh
Prepared By

[Signature]
Principal
Arunal Engineering College
Tiruvannamalai - 606 603

[Signature]
HOD-CSE



ARUNAI ENGINEERING COLLEGE
QUALITY PROCESS DESCRIPTION
FORM FOR TEACHING EVALUATION BY FACULTY
Standard: ISO 9001:2015



Format : F-FDB-06
Version : 01


Teaching Faculty Feedback Analysis
Department of Computer Science and Engineering


Academic Year: 2020-2021

Academic performance measured through teaching – learning process, curriculum plan and implementation, ambience of the institution, governance

S.NO	Details	Avg Score (Out of 5)
1	Aims and objectives of the syllabus are well defined and clear.	4.3
2	The course/syllabus of this course increased my knowledge and perspective in the subject area.	4.0
3	The content is sufficient to cover the programme / course outcomes.	4.0
4	The timely coverage of the syllabus is possible in the mentioned number of hours.	3.6
5	I have the freedom to adopt new techniques/education tools /strategies in teaching	4.0
6	Good facility and encouragement are available	4.1
7	The library is well equipped	4.5
8	The infrastructure available in the college/ department is excellent and efficiently used	4.0
9	Classroom facilities are adequately good (LCD/Audio/Computer/Seating Arrangement etc)	4.5
10	Classroom, library, laboratory, playground, classrooms are clean and well maintained.	4.2
11	Facilities are approachable and accessible	4.3
12	The work distribution is fair and work load is reasonable in the department	4.1
13	There is a recognition/ appraisal system / Incentive/ Appreciation of the individual work.	4.0

Suggestions for improvement: Value Added Courses for students may be conducted to bridge the gap in curriculum, Internet facility at staffroom.


Prepared By


Principal
Arunai Engineering College
Tiruvannamalai - 606 603


HOD-CSE



ARUNAI ENGINEERING COLLEGE
QUALITY PROCESS DESCRIPTION
FORM FOR TEACHING EVALUATION BY FACULTY
Standard: ISO 9001:2015



Format : F-FDB-06
Version : 01

Teaching Faculty Feedback Analysis
Department of Electrical and Electronics Engineering

Academic Year : 2020-2021

Academic performance measured through teaching – learning process, curriculum plan and implementation, ambience of the institution, governance

S.NO	Details	Avg Score (Out of 5)
1	Aims and objectives of the syllabus are well defined and clear.	4.3
2	The course/syllabus of this course increased my knowledge and perspective in the subject area.	4.9
3	The curriculum is sufficient to cover the programme / course outcomes.	4.2
4	The timely coverage of the syllabus is possible in the mentioned number of hours.	4.9
5	I have the freedom to adopt new techniques/education tools /strategies in teaching	4.0
6	Good facility and encouragement are available	4.6
7	The library is well equipped	4.5
8	The infrastructure available in the college/ department is excellent and efficiently used	4.6
9	Classroom Facilities are adequately good (LCD/Audio/Computer/Seating Arrangement etc)	4.5
10	Rest rooms, toilets, laboratory, playground, classrooms are clean and well maintained.	4.2
11	Authorities are approachable and accessible	4.0
12	The work distribution is fair and work load is reasonable in the department	4.1
13	There is a recognition/ appraisal system / Incentive/ Appreciation of the individual work.	4.4

Suggestions for improvement:.


HOD/EEE



ARUNAI ENGINEERING COLLEGE
- QUALITY PROCESS DESCRIPTION
FORM FOR TEACHING EVALUATION BY STUDENTS
Standard: ISO 9001:2015



Format : F-FDB-02
Version : 01

STUDENTS CONSOLIDATED FEEDBACK ON FACULTY

ACADEMIC YEAR: 2020-21 / odd sem.

B.E/EEE

Criteria/Subject code	#S	MA	cy	GE	PH	GE								
	8151	8151	8151	8151	8151	8152								
PLANNING AND ORGANISATION	4.79	3.86	4.33	4.18	3.86	4.18								
PRESENTATION / COMMUNICATION	4.62	3.75	4.24	4.2	3.95	4.15								
STUDENTS PARTICIPATION	4.65	3.66	4.40	4.35	4.08	4.12								
CLASS MANAGEMENT / ASSESSMENT OF STUDENTS	4.75	3.77	4.31	4.24	3.92	4.09								
OVERALL RATING	4.7	3.77	4.26	4.02	3.95	4.14								
ASSESSMENT IN PERCENTAGE	94%	75.4%	86.2%	84%	79%	82.4%								
AVERAGE % (SATISFACTION INDEX) : 83.33 %														

Description:-	Excellent	-	Very Good	-	Good	-	Fair	-	Poor
Rating Point:-	5		4		3		2		1

Signature with date			
Name	A. Venkatesan	Dr. M. Ravichandran	
	Feedback Collected by	HOD	



ARUNAI ENGINEERING COLLEGE
- QUALITY PROCESS DESCRIPTION
FORM FOR TEACHING EVALUATION BY STUDENTS
Standard: ISO 9001:2015



Format : F-FDB-02
Version : 01

STUDENTS CONSOLIDATED FEEDBACK ON FACULTY

ACADEMIC YEAR: 2020-21 / odd sem.

B.e / Civil

Criteria/Subject code	HS 8151	MA 8151	CG 8151	GE 8151	PH 8151	GE 8152						
PLANNING AND ORGANISATION	3.65	3.89	4.29	3.85	4.05	3.99						
PRESENTATION / COMMUNICATION	3.94	4.02	4.15	3.93	4.19	3.89						
STUDENTS PARTICIPATION	3.77	3.98	4.12	4.05	4.18	3.99						
CLASS MANAGEMENT / ASSESSMENT OF STUDENTS	3.69	3.92	3.98	3.89	4.15	3.92						
OVERALL RATING	3.78	4.09	4.05	3.92	4.29	3.85						
ASSESSMENT IN PERCENTAGE	75.4%	79.6%	82.4%	78.6%	83.4%	77.8%						
AVERAGE % (SATISFACTION INDEX) : 83.33 %												

Description:-	Excellent	-	Very Good	-	Good	-	Fair	-	Poor
Rating Point:-	5		4		3		2		1

Signature with date			
Name	A. Venkatesan	Dr. M. Rajchandran	
	Feedback Collected by	HOD	



ARUNAI ENGINEERING COLLEGE
- QUALITY PROCESS DESCRIPTION
FORM FOR TEACHING EVALUATION BY STUDENTS
Standard: ISO 9001:2015



Format : F-FDB-02
Version : 01

STUDENTS CONSOLIDATED FEEDBACK ON FACULTY

ACADEMIC YEAR: 2020-21 / ODD Sem

B.Tech / I.T.

Criteria/Subject code	HS 8151	MA 8151	CE 8151	GE 8151	PH 8151	QE 8152						
PLANNING AND ORGANISATION	4.08	4.34	4.35	4.08	4.15	4.29						
PRESENTATION / COMMUNICATION	4.12	4.19	4.13	4.15	4.18	4.22						
STUDENTS PARTICIPATION	4.15	4.54	4.3	4.02	4.12	5.0						
CLASS MANAGEMENT / ASSESSMENT OF STUDENTS	4.02	4.13	4.22	4.23	4.09	4.2						
OVERALL RATING	4.23	4.49	4.17	4.12	4.14	4.28						
ASSESSMENT IN PERCENTAGE	82.4%	86.8%	86%	82.4%	82.4%	88.2%						
AVERAGE % (SATISFACTION INDEX) : 83.33 %												

Description:-	Excellent	-	Very Good	-	Good	-	Fair	-	Poor
Rating Point:-	5		4		3		2		1

Signature with date			
Name	A. Venkatesan	Dr. M. Ravichandran	
Feedback Collected by		HOD	



ARUNAI ENGINEERING COLLEGE
- QUALITY PROCESS DESCRIPTION
FORM FOR TEACHING EVALUATION BY STUDENTS
 Standard: ISO 9001:2015



Format : F-FDB-02
Version : 01

STUDENTS CONSOLIDATED FEEDBACK ON FACULTY

ACADEMIC YEAR: 2020-21 / Odd Sem

B.E / C.S.E

Criteria/Subject code	HS 8151	MA 8151	cy 8151	GE 8151	PH 8151	GE 8152						
PLANNING AND ORGANISATION	4.13	3.85	4.38	4.35	4.26	4.12						
PRESENTATION / COMMUNICATION	4.17	3.84	4.35	4.39	4.38	4.02						
STUDENTS PARTICIPATION	4.09	3.86	4.31	4.40	4.22	4.23						
CLASS MANAGEMENT / ASSESSMENT OF STUDENTS	4.11	3.82	4.39	4.29	4.15	4.15						
OVERALL RATING	3.96	3.76	4.35	4.40	4.10	4.08						
ASSESSMENT IN PERCENTAGE	81.8%	77.2%	87%	87%	84.4%	82.4%						
AVERAGE % (SATISFACTION INDEX) : 83.33 %												

Description:-	Excellent	-	Very Good	-	Good	-	Fair	-	Poor
Rating Point:-	5		4		3		2		1

Signature with date			
Name	A. Venkatesan	Dr. M. Ravichandran	
	Feedback Collected by	HOD	



ARUNAI ENGINEERING COLLEGE
- QUALITY PROCESS DESCRIPTION
FORM FOR TEACHING EVALUATION BY STUDENTS
Standard: ISO 9001:2015



Format : F-FDB-02
Version : 01

STUDENTS CONSOLIDATED FEEDBACK ON FACULTY

ACADEMIC YEAR: 2020-21 / odd Sem

B.E / Mechanical

Criteria/Subject code	HS 8151	MA 8151	cy 8151	CE 8151	PH 8151	GE 8152						
PLANNING AND ORGANISATION	4.13	4.39	4.26	4.39	4.23	4.39						
PRESENTATION / COMMUNICATION	3.96	4.35	4.10	4.35	4.02	4.35						
STUDENTS PARTICIPATION	4.11	4.31	4.15	4.29	4.12	4.40						
CLASS MANAGEMENT / ASSESSMENT OF STUDENTS	4.09	4.35	4.38	4.40	4.15	4.35						
OVERALL RATING	4.10	4.38	4.22	4.35	4.08	4.29						
ASSESSMENT IN PERCENTAGE	81.8%	87%	84.4%	87%	82.4%	87%						
AVERAGE % (SATISFACTION INDEX) : 83.33 %												

Description:-	Excellent	-	Very Good	-	Good	-	Fair	-	Poor
Rating Point:-	5		4		3		2		1

Signature with date			
Name	A. Venkatesan	Dr. M. Ravichandran	
	Feedback Collected by	HOD	



ARUNAI ENGINEERING COLLEGE
- QUALITY PROCESS DESCRIPTION
FORM FOR TEACHING EVALUATION BY STUDENTS
Standard: ISO 9001:2015



Format : F-FDB-02
Version : 01

STUDENTS CONSOLIDATED FEEDBACK ON FACULTY

ACADEMIC YEAR: 2020-21 / Even Sem

B.E / EEE

Criteria/Subject code	HS 8251	MA 8251	PH 8253	GE 8291	EE 8251	BE 8252						
PLANNING AND ORGANISATION												
	4.35	4.12	4.35	4.13	4.19	4.15						
PRESENTATION / COMMUNICATION												
	4.3	4.15	4.3	3.98	4.54	4.08						
STUDENTS PARTICIPATION												
	4.22	4.09	4.22	3.86	4.49	4.12						
CLASS MANAGEMENT / ASSESSMENT OF STUDENTS												
	4.19	4.14	4.19	3.99	4.13	4.23						
OVERALL RATING												
	4.13	4.12	4.3	3.95	4.34	4.02						
ASSESSMENT IN PERCENTAGE												
	86%	82.4%	86%	77.6%	86.8%	82.9%						
AVERAGE % (SATISFACTION INDEX) : 83.33 %												

Description:-	Excellent	-	Very Good	-	Good	-	Fair	-	Poor
Rating Point:-	5		4		3		2		1

Signature with date			
Name	A. Venkatesan	Dr. M. Ravichandran	
	Feedback Collected by	HOD	



ARUNAI ENGINEERING COLLEGE
- QUALITY PROCESS DESCRIPTION
FORM FOR TEACHING EVALUATION BY STUDENTS
 Standard: ISO 9001:2015



Format : F-FDB-02
Version : 01

STUDENTS CONSOLIDATED FEEDBACK ON FACULTY

ACADEMIC YEAR: 2020-21 / Even Sem

B.E./Mechanical

Criteria/Subject code	ITS	MA	PH	GE	BE	CE							
	8251	8251	8251	8291	8253	8292							
PLANNING AND ORGANISATION													
	4.08	3.99	4.22	3.89	4.20	4.01							
PRESENTATION / COMMUNICATION													
	4.34	4.22	4.34	3.94	4.34	4.19							
STUDENTS PARTICIPATION													
	4.21	4.08	4.21	3.71	4.20	4.14							
CLASS MANAGEMENT / ASSESSMENT OF STUDENTS													
	4.22	4.14	4.08	3.97	4.03	4.08							
OVERALL RATING													
	4.21	4.04	4.21	3.85	4.23	4.10							
ASSESSMENT IN PERCENTAGE													
	84.2%	81.5%	84.2%	78.2%	84%	82%							
AVERAGE % (SATISFACTION INDEX) : 83.33 %													

Description:-	Excellent	-	Very Good	-	Good	-	Fair	-	Poor
Rating Point:-	5		4		3		2		1

Signature with date			
Name	A. Venkatesan	Dr. M. Ravichandran	
	Feedback Collected by	HOD	



ARUNAI ENGINEERING COLLEGE
- QUALITY PROCESS DESCRIPTION
FORM FOR TEACHING EVALUATION BY STUDENTS
Standard: ISO 9001:2015



Format : F-FDB-02
Version : 01

STUDENTS CONSOLIDATED FEEDBACK ON FACULTY

ACADEMIC YEAR: 2020-21 / Even Sem.

B.E/C.S.E

Criteria/Subject code	IT	MA	PH	GE	CS	BE						
	8251	8251	8252	8291	8251	8255						
PLANNING AND ORGANISATION	4.6	4.35	4.04	4.2	4.8	4.6						
PRESENTATION / COMMUNICATION	4.8	4.29	4.09	4.6	4.6	4.4						
STUDENTS PARTICIPATION	4.4	4.42	4.15	5.0	4.2	4.8						
CLASS MANAGEMENT / ASSESSMENT OF STUDENTS	4.8	4.45	4.13	4.4	4.6	4.65						
OVERALL RATING	4.65	4.38	4.23	4.55	4.55	4.8						
ASSESSMENT IN PERCENTAGE	93%	87.6%	82.6%	91%	91%	93%						
AVERAGE % (SATISFACTION INDEX) : 83.33 %												

Description:-	Excellent	-	Very Good	-	Good	-	Fair	-	Poor
Rating Point:-	5		4		3		2		1

Signature with date			
Name	A. Venkatesan	Dr. M. Ravi Chandran	
Feedback Collected by		HOD	



ARUNAI ENGINEERING COLLEGE
QUALITY PROCESS DESCRIPTION
FORM FOR TEACHING EVALUATION BY FACULTY
Standard: ISO 9001:2015



Format : F-FDB-06
Version : 01

Teaching Faculty Feedback Analysis
Department of Humanities and Sciences

Academic Year :2020-2021

Academic performance measured through teaching – learning process , curriculum plan and implementation , ambience of the institution, governance

S.NO	Details	Avg Score (Out of 5)
1	Aims and objectives of the syllabus are well defined and clear.	4.4
2	The course/syllabus of this course increased my knowledge and perspective in the subject area.	3.9
3	The curriculum is sufficient to cover the programme / course outcomes.	4.1
4	The timely coverage of the syllabus is possible in the mentioned number of hours.	3.8
5	I have the freedom to adopt new techniques/education tools /strategies in teaching	4.0
6	Good facility and encouragement are available	3.8
7	The library is well equipped	4.6
8	The infrastructure available in the college/ department is excellent and efficiently used	4.2
9	Classroom Facilities are adequately good (LCD/Audio/Computer/Seating Arrangement etc)	4.5
10	Rest rooms, toilets, laboratory, playground, classrooms are clean and well maintained.	4.2
11	Authorities are approachable and accessible	4.4
12	The work distribution is fair and work load is reasonable in the department	4.1
13	There is a recognition/ appraisal system / Incentive/ Appreciation of the individual work.	4.4

Suggestions for improvement: Provide computer system with internet facility at staffroom.


HOD-HAS



ARUNAI ENGINEERING COLLEGE
QUALITY PROCESS DESCRIPTION
FORM FOR TEACHING EVALUATION BY STUDENTS
Standard: ISO 9001:2015



Format : F-FDB-02
Version : 01

STUDENTS CONSOLIDATED FEEDBACK ON FACULTY

ACADEMIC YEAR:2020-2021-II (ODD)

Criteria/Subject code	MA8351	CS8351	CS8391	CS8392	EC8394
PLANNING AND ORGANISATION	5	5	4	5	5
PRESENTATION / COMMUNICATION	4	5	4	5	5
STUDENTS PARTICIPATION	5	5	5	5	5
CLASS MANAGEMENT / ASSESSMENT OF STUDENTS	5	5	5	5	5
OVERALL RATING	4.7	5.0	4.5	5.0	5.0
ASSESSMENT IN PERCENTAGE	95%	100%	90%	100%	100%
AVERAGE % (SATISFACTION INDEX) : 83.33 %					

Description:-	Excellent	-	Very Good	-	Good	-	Fair	-	Poor
Rating Point:-	5		4		3		2		1

HOD/IT

Dr. K.ANITHA, Ph.D.,
HOD/IT.,
Arunai Engineering College,
Tiruvannamalai - 606 603.



ARUNAI ENGINEERING COLLEGE
QUALITY PROCESS DESCRIPTION
FORM FOR TEACHING EVALUATION BY FACULTY
Standard: ISO 9001:2015



Format : F-FDB-06
Version : 01

Academic Year :2020-2021

Teaching Faculty Feedback Analysis
Department of Information Technology

Academic performance measured through teaching – learning process , curriculum plan and implementation , ambience of the institution, governance

S.NO	Details	Avg Score (Out of 5)
1	Aims and objectives of the syllabus are well defined and clear.	4.3
2	The course/syllabus of this course increased my knowledge and perspective in the subject area.	4.0
3	The curriculum is sufficient to cover the programme / course outcomes.	4.0
4	The timely coverage of the syllabus is possible in the mentioned number of hours.	4.0
5	I have the freedom to adopt new techniques/education tools /strategies in teaching	4.0
6	Good facility and encouragement are available	4.0
7	The library is well equipped	4.5
8	The infrastructure available in the college/ department is excellent and efficiently used	4.0
9	Classroom Facilities are adequately good (LCD/Audio/Computer/Seating Arrangement etc)	4.5
10	Rest rooms, toilets, laboratory, playground, classrooms are clean and well maintained.	4.2
11	Authorities are approachable and accessible	4.3
12	The work distribution is fair and work load is reasonable in the department	4.1
13	There is a recognition/ appraisal system / Incentive/ Appreciation of the individual work.	4.0

Suggestions for improvement: Provide computer system with internet facility at staffroom.


HOD-IT



ARUNAI ENGINEERING COLLEGE
QUALITY PROCESS DESCRIPTION

Standard: ISO 9001:2015



ACADEMIC YEAR-2020-2021

CONSOLIDATED ALUMNI FEEDBACK

SI.NO	Suggestion Given By Alumni
1	The kind of teaching methodologies, teaching staff and well equipped labs has transformed me into an better engineer

Prepared By

HOD-IT

PRINCIPAL

Principal
Arunai Engineering College
Tiruvannamalai - 606 603



ARUNAI ENGINEERING COLLEGE
QUALITY PROCESS DESCRIPTION

Standard: ISO 9001:2015



ACADEMIC YEAR-2020-2021

CONSOLIDATED EMPLOYERS FEEDBACK

SI.NO	Suggestion Given By Employers
1	Students developing practical solutions to work place problems
2	Involvement in social activities

Prepared By

HOD-IT

PRINCIPAL

Principal
Arunai Engineering College
Tiruvannamalai - 606 603



ARUNAI ENGINEERING COLLEGE
TIRUVANNAMALAI
DEPARTMENT OF MECHANICAL ENGINEERING



Faculty Evaluation by Student
ODD SEMESTER 2020-2021

II-YAER & III Sem

S.No	Sub.Code	Subject Name	Faculty Name	Rating Of Teacher
1	MA8353	Transforms and Partial Differential Equation	Mrs.R.Sivasakthi	4.4
2	ME8391	Engineering Thermodynamics	Mr.P.Arulraj	4.3
3	CE8394	Fluid Mechanics and Machinery	Mr.R.Nakkeran	4.5
4	ME8351	Manufacturing Technology-I	Mr.S.Ramesh	4.2
5	EE8353	Electric Drives and Control	Mr.K.Mohan	4.4

III-YAER V Sem

S.No	Sub.Code	Subject Name	Faculty Name	Rating Of Teacher
1	ME8501	Metrology and Measurement	Mr.S.Selvarasu	4.3
2	ME8593	Design of Machine Element	Mr.S.Venkatesan	4.1
3	ME8594	Dyanamics of Machines	Mr.P.Ragunath	4.4
4	ME8595	Thermal Engineering-II	Mr.K.Dhashana Moorthy	4.6
5	ORO551	Renewable Energy Sources	Dr.S.Karthikeyan	4.5

IV-YAER VII Sem- A Sec

S.No	Sub.Code	Subject Name	Faculty Name	Rating Of Teacher
1	ME6701	Mechatronics	Mr.S.Rajeshkumar	4.4
2	ME6702	Power Plant Engineering	Mr.P.Ragunath	4.7
3	ME6703	Process Planning & Cost Estimation	Dr.L.Jayakumar	4.6
4	GE6757	Testing of Materials	Dr.S.Thirumalvalavan	4.3
5	ME6005	Unconventional Machining Process	Mr.R.Senthil	4.2
6	ME6012	Non Destructive Testing and Evaluation	Mr.P.Manikandan	4.5


HOD/MECH



ARUNAI ENGINEERING COLLEGE
TIRUVANNAMALAI
DEPARTMENT OF MECHANICAL ENGINEERING



Faculty Evaluation by Student
EVEN SEMESTER 2020-2021

II-YAER & IV Sem

S.No	Sub.Code	Subject Name	Faculty Name	Rating Of Teacher
1	MA8452	Statistics and Numerical Methods	Mr.A.Sivaprakasam	4.1
2	ME8492	Kinematics of Machinery	Mr.S.Rajesh Kumar	4.5
3	ME8451	Manufacturing Technology-II	Dr.S.Karthikeyan	4.3
4	ME8491	Engineering Metallurgy	Mr.R.Senthil	4.5
5	CE8396	Strength of Materials & Mechanical Engineering	Mr.S.Selvarasu	4.2
6	ME8493	Thermal Engineering-I	Mr.K.Dhakshna Moorthy	4.1

III-YAER VI Sem- A Sec

S.No	Sub.Code	Subject Name	Faculty Name	Rating Of Teacher
1	ME8651	Design of Transmission System	Dr.S.Thirumal Valavan	4.2
2	ME8691	Computer Aided Design & Manufacturing	Dr.R.Ravichandaran	4.7
3	ME8693	Heat and Mass Transfer	Mr.P.Arulraj	4.6
4	ME8692	Finite Element Analysis	Mr.S.Venkatesan	4.6
5	ME8694	Hydraulics and pneumatics	Mr.R.Nakkiran	4.5
6	ME8091	Automobile Engineering	Mr.S.Selvarasu	4.3

III-YAER VI Sem- B Sec

S.No	Sub.Code	Subject Name	Faculty Name	Rating Of Teacher
1	ME8651	Design of Transmission System	Mr.S.Sivakumar	4.1
2	ME8691	Computer Aided Design & Manufacturing	Mr.S.Rajeshkumar	4.4
3	ME8693	Heat and Mass Transfer	Mr.P.Manikandan	4.3
4	ME8692	Finite Element Analysis	Mr.S.Jayakumar	4.5
5	ME8694	Hydraulics and pneumatics	Mr.S.Ramesh	4.2
6	ME8091	Automobile Engineering	Dr.L.Jayakumar	4.5



IV-YAER VIII Sem- A Sec

S.No	Sub.Code	Subject Name	Faculty Name	Rating Of Teacher
1	MG8591	Principles of Management	Mr.P.Ragunath	4.4
2	ME8094	Computer Integrated Manufacturing Systems	Mr.P.Manikandan	4.5
3	ME8811	Project Work	Dr.L.Jayakumar	4.7

IV-YAER VIII Sem- B Sec

S.No	Sub.Code	Subject Name	Faculty Name	Rating Of Teacher
1	MG8591	Principles of Management	Dr.S.Karthikeyan	4.2
2	ME8094	Computer Integrated Manufacturing Systems	Mr.R.Senthil	4.4
3	ME8811	Project Work	Mr.S.Venkatesan	4.5


HOD/MECH

	ARUNAI ENGINEERING COLLEGE QUALITY PROCESS DESCRIPTION FORM FOR TEACHING EVALUATION BY FACULTY Standard: ISO 9001:2015		Format : F-FDB-06 Version : 01
---	---	---	---

Teaching Faculty Feedback Analysis

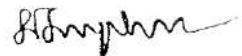
Department of Mechanical Engineering

Academic Year :2020-2021

Academic performance measured through teaching – learning process , curriculum plan and implementation , ambience of the institution, governance

S.NO	Details	Avg Score (Out of 5)
1	Aims and objectives of the syllabus are well defined and clear.	4.5
2	The course/syllabus of this course increased my knowledge and perspective in the subject area.	4.5
3	The curriculum is sufficient to cover the programme / course outcomes.	4.2
4	The timely coverage of the syllabus is possible in the mentioned number of hours.	4.2
5	I have the freedom to adopt new techniques/education tools /strategies in teaching	4.0
6	Good facility and encouragement are available	4.2
7	The library is well equipped	4.6
8	The infrastructure available in the college/ department is excellent and efficiently used	4.3
9	Classroom Facilities are adequately good (LCD/Audio/Computer/Seating Arrangement etc)	4.5
10	Rest rooms, toilets, laboratory, playground, classrooms are clean and well maintained.	4.2
11	Authorities are approachable and accessible	4.3
12	The work distribution is fair and work load is reasonable in the department	4.2
13	There is a recognition/ appraisal system / Incentive/ Appreciation of the individual work.	4.0

Suggestions for improvement: Provide computer system with internet facility at staffroom.



HOD/MECH



ARUNAI ENGINEERING COLLEGE
TRUVANNAMALAI
DEPARTMENT OF MECHANICAL ENGINEERING

ALUMINI SURVEY - CONSOLIDATED
BATCH-16-20



SL No	ACADAMIC YEAR	TOTAL STRENGTH	Description	EXCELLENT(5)	VERY GOOD (4)	Good (3)	Satisfactory (2)	Poor (1)	Rating	Remarks
1	2016-2020	106	Infrastructure	60	26	18	2		2.62	LEVEL 3 ATTAINED
			Course Delivery	72	20	10	4		2.71	
			Students Personality Development	84	10	10	2		2.80	
			Commitment of Faculty	85	8	7	6		2.77	
			Library Facility	70	15	17	4		2.65	
			Counseling Activity	60	18	26	2		2.57	
			Discipline Standards	80	14	10	2		2.77	
			How about Ad-on Courses	70	20	14	2		2.69	
			Student-Staff Relationship	77	17	10	2		2.76	
			Hostel Facilities	67	26	8	5		2.68	
			Transport Facilities	84	10	10	0		2.77	
			Recreational Facilities	60	26	18	2		2.62	
			Extra-Curricular Activities	77	13	14	2		2.73	
			Interaction with Administration	72	14	18	2		2.68	
AVERAGE			1138	289	226	41	0	2.69	LEVEL 3 ATTAINED	

Signature

Dr. L. JAYAKUMAR, M.E., Ph.D.
 PROFESSOR AND HEAD
 DEPARTMENT OF MECHANICAL ENGINEERING
 ARUNAI ENGINEERING COLLEGE
 THIRUVANNAMALAI-606 603



FEEDBACK CONSOLIDATION

ACADEMIC YEAR

2019 – 2020



Action taken report for the Analysis of Feedback Collected from various stakeholders, such as Students, Teachers, Employers, Alumni on the academic performance and ambience of the institution during Academic year

Academic Year: 2019 to 2020


Department of Biotechnology



Date: 4/2/2020

Feedback Collected from	Number responses	of Suggestions
Faculty	6	Encourage to attend the FDP in esteemed institution
Student	91	Encourage students to conduct new research
Alumni	23	1. Placement training and practices should be provided 2. Arrange some recent trends in biotechnology for improving knowledge
Employers	-	-


Prepared By


HOD-BT


Principal
Principal
Arunai Engineering College
Tiruvannamalai - 605 603

	ARUNAI ENGINEERING COLLEGE QUALITY PROCESS DESCRIPTION FORM FOR TEACHING EVALUATION BY FACULTY Standard: ISO 9001:2015		Format : F-FDB-06 Version : 01
---	---	---	---

Teaching Faculty Feedback Analysis

Department of Chemical Engineering


Academic Year: 2020-2021

Academic performance measured through teaching – learning process, curriculum plan and implementation, ambience of the institution, governance

S.NO	Details	Avg Score (Out of 5)
1	Aims and objectives of the syllabus are well defined and clear.	4.3
2	The course/syllabus of this course increased my knowledge and perspective in the subject area	4.2
3	The curriculum is sufficient to cover the programme/ course outcomes.	4.5
4	The timely coverage of the syllabus is possible in the mentioned number of hours.	4.7
5	I have the freedom to adopt new techniques/education tools /strategies in teaching	4.0
6	Good facility and encouragement are available	4.4
7	The library is well equipped	4.9
8	The infrastructure available in the college/ department is excellent and efficiently used	4.1
9	Classroom Facilities are adequately good (LCD/Audio/Computer/Seating Arrangement etc)	4.5
10	Rest rooms, toilets, laboratory, playground, classrooms are clean and well maintained.	4.4
11	Authorities are approachable and accessible	4.2
12	The work distribution is fair and work load is reasonable in the department	4.4
13	There is a recognition/ appraisal system/ Incentive/ Appreciation of the individual work.	4.2

Suggestions for improvement: Nil




HOD-CHEMICAL



ARUNAI ENGINEERING COLLEGE
QUALITY PROCESS DESCRIPTION
FORM FOR TEACHING EVALUATION BY STUDENTS
 Standard: ISO 9001:2015



Format : F-FDB-02
 Version : 01

STUDENTS CONSOLIDATED FEEDBACK ON FACULTY

Date: 3.2.2021

ACADEMIC YEAR: 2020-21

Criteria/Subject code	CH E601	CH E601	CH E602	CH E602	CH E603	CH E604						
PLANNING AND ORGANISATION	4	5	5	5	4	4						
PRESENTATION / COMMUNICATION	4	5	5	4	4	4						
STUDENTS PARTICIPATION	5	5	5	4	4	4						
CLASS MANAGEMENT / ASSESSMENT OF STUDENTS	5	5	5	4	4	4						
OVERALL RATING	5	5	5	4	4	4						
ASSESSMENT IN PERCENTAGE	4	4	5	5	4	4						
AVERAGE % (SATISFACTION INDEX) : 83.33 %												

Description:	Excellent	Very Good	Good	Fair	Poor
Rating Point:	5	4	3	2	1

HOD/CHEMICAL

M...





ARUNAI ENGINEERING COLLEGE
QUALITY PROCESS DESCRIPTION
Standard: ISO 9001:2015
2020-2021



CONSOLIDATED ALUMNI FEEDBACK

S.No	Suggestion given by Alumni
1	Providing access to professional development resources


Prepared By


HOD-CHEMICAL


Principal
Arunai Engineering College
Tiruvannamalai - 606 603



ARUNAI ENGINEERING COLLEGE
QUALITY PROCESS DESCRIPTION
Standard: ISO 9001:2015
2020-2021



CONSOLIDATED EMPLOYERS FEEDBACK

S.No	Suggestion given by Alumni
1	Implementing a mentorship program connecting alumni with current students

Prepared By

HOD-CHEMICAL

Principal

Arunai Engineering College
Tiruvannamalai - 606 603



Analysis of Feedback Collected from various stakeholders, such as Students, Teachers, Employers, Alumni on the academic performance and ambience of the institution during Academic year 2019-20

Department of Civil Engineering

Date: 05.02.2020

Feedback Collected from	Number of responses	Suggestions
Faculty	8	Need practical sessions for learning new technologies used in construction field.
Students	50	Frequent workshop must be organized.
Alumni	24	Emphasis can be given on industry related curriculum
Employers	7	Suggested to provide Hands on Training on latest technologies used in construction field.

P. Sivasubramanian
Prepared By

hathai
HEAD OF DEPARTMENT
HOD/CIVIL
DEPT. OF CIVIL ENGINEERING
ARUNAI ENGINEERING COLLEGE
TIRUVANNAMALAI - 606 603

[Signature]
PRINCIPAL
Principal
Arunai Engineering College
Tiruvannamalai - 606 603



ARUNAI ENGINEERING COLLEGE
QUALITY PROCESS DESCRIPTION
FORM FOR TEACHING EVALUATION BY FACULTY
Standard: ISO 9001:2015



Format : F-FDB-06
Version : 01

Teaching Faculty Feedback Analysis
Department of CIVIL

Academic Year: 2019-2020

Academic performance measured through teaching – learning process, curriculum plan and implementation, ambience of the institution, governance

S.NO	Details	Avg Score (Out of 5)
1	Aims and objectives of the syllabus are well defined and clear.	4.2
2	The course/syllabus of this course increased my knowledge and perspective in the subject area.	4.0
3	The curriculum is sufficient to cover the programme / course outcomes.	4.5
4	The timely coverage of the syllabus is possible in the mentioned number of hours.	4.1
5	I have the freedom to adopt new techniques/education tools /strategies in teaching	3.9
6	Good facility and encouragement are available	4.6
7	The library is well equipped	4.0
8	The infrastructure available in the college/ department is excellent and efficiently used	4.3
9	Classroom Facilities are adequately good (LCD/Audio/Computer/Seating Arrangement etc)	4.7
10	Rest rooms, toilets, laboratory, playground, classrooms are clean and well maintained.	4.4
11	Authorities are approachable and accessible	4.2
12	The work distribution is fair and work load is reasonable in the department	4.1
13	There is a recognition/ appraisal system / Incentive/ Appreciation of the individual work.	4.0

Suggestions for improvement: Kindly provide funds for institution member in professional bodies.

R. Ramesh

HOD-CIVIL



ARUNAI ENGINEERING COLLEGE
QUALITY PROCESS DESCRIPTION
FORM FOR TEACHING EVALUATION BY STUDENTS
Standard: ISO 9001:2015



Format : F-FDB-02
Version : 01

STUDENTS CONSOLIDATED FEEDBACK ON FACULTY

Date: 27/11/19

ACADEMIC YEAR: 2019-2020

Criteria/Subject code	CE8301	CE8302	CE8303	CE8304	CE8302	MA8353						
PLANNING AND ORGANISATION	4.25	4.08	4.02	4.19	3.92	4.05						
PRESENTATION / COMMUNICATION	4.26	4.12	3.89	4.13	3.74	3.95						
STUDENTS PARTICIPATION	4.38	4.18	3.92	4.26	3.82	3.98						
CLASS MANAGEMENT / ASSESSMENT OF STUDENTS	4.10	4.15	3.85	4.34	3.85	3.87						
OVERALL RATING	4.22	4.13	3.925	4.295	3.83	3.96						
ASSESSMENT IN PERCENTAGE	84.4%	82.6%	78.5%	85.9%	76.6%	79.2%						
AVERAGE % (SATISFACTION INDEX) : 81.2%												

Description:-	Excellent	-	Very Good	-	Good	-	Fair	-	Poor
Rating Point:-	5		4		3		2		1

Rathinam
HOD/CIVIL



ARUNAI ENGINEERING COLLEGE
QUALITY PROCESS DESCRIPTION
FORM FOR TEACHING EVALUATION BY STUDENTS
Standard: ISO 9001:2015



Format : F-FDB-02
Version : 01

STUDENTS CONSOLIDATED FEEDBACK ON FACULTY

Date: 26/11/19

ACADEMIC YEAR: 2019-2020

Criteria/Subject code	CESS01	CESS02	CESS03	EN8491	GE8071	EAT551						
PLANNING AND ORGANISATION	4.12	4.03	3.92	3.95	4.18	4.13						
PRESENTATION / COMMUNICATION	4.04	4.34	4.02	3.92	4.05	4.02						
STUDENTS PARTICIPATION	3.98	4.23	4.12	3.89	4.21	4.13						
CLASS MANAGEMENT / ASSESSMENT OF STUDENTS	4.21	4.20	4.05	3.81	4.16	4.09						
OVERALL RATING	4.09	4.20	4.03	3.84	4.15	4.07						
ASSESSMENT IN PERCENTAGE	81.8%	84%	80.6%	76.8%	83%	81.4%						
AVERAGE % (SATISFACTION INDEX) :												

Description:-	Excellent	-	Very Good	-	Good	-	Fair	-	Poor
Rating Point:-	5		4		3		2		1

Rathnasel
HOD/CIVIL



ARUNAI ENGINEERING COLLEGE
QUALITY PROCESS DESCRIPTION
FORM FOR TEACHING EVALUATION BY STUDENTS
Standard: ISO 9001:2015



Format : F-FDB-02
Version : 01

STUDENTS CONSOLIDATED FEEDBACK ON FACULTY

Date: 28/11/19

ACADEMIC YEAR: 2019-2020

Criteria/Subject code	CEL701	CEL702	CEL703	CEL704	CEL705	ENL651						
PLANNING AND ORGANISATION	4.08	3.82	4.23	4.10	4.49	4.01						
PRESENTATION / COMMUNICATION	3.82	3.59	4.03	4.23	4.56	4.14						
STUDENTS PARTICIPATION	3.92	3.72	4.34	4.08	4.55	4.21						
CLASS MANAGEMENT / ASSESSMENT OF STUDENTS	3.89	3.75	4.20	4.11	4.59	4.08						
OVERALL RATING	3.94	3.72	4.20	4.13	4.55	4.11						
ASSESSMENT IN PERCENTAGE	78.8%	74.4%	84%	82.6%	91%	82.2%						
AVERAGE % (SATISFACTION INDEX) : 82.2%												

Description:-	Excellent	-	Very Good	-	Good	-	Fair	-	Poor
Rating Point:-	5		4		3		2		1

Rathnaselvan
HOD/CIVIL



ARUNAI ENGINEERING COLLEGE
QUALITY PROCESS DESCRIPTION
FORM FOR TEACHING EVALUATION BY STUDENTS
Standard: ISO 9001:2015



Format : F-FDB-02
Version : 01

STUDENTS CONSOLIDATED FEEDBACK ON FACULTY

Date: 9/3/20

ACADEMIC YEAR: 2019-2020

Criteria/Subject code	CE8401	CE8402	CE8403	CE8404	CE8409	MA8491						
PLANNING AND ORGANISATION	4.04	4.46	4.21	4.47	4.35	4.13						
PRESENTATION / COMMUNICATION	3.95	4.19	4.15	4.57	4.28	3.99						
STUDENTS PARTICIPATION	3.89	4.54	4.00	4.54	4.06	3.95						
CLASS MANAGEMENT / ASSESSMENT OF STUDENTS	3.98	4.13	4.08	4.58	4.16	3.86						
OVERALL RATING	3.92	4.33	4.11	4.54	4.21	3.98						
ASSESSMENT IN PERCENTAGE	78.4%	86.6%	82.2%	90.8%	84.1%	79.6%						

AVERAGE % (SATISFACTION INDEX) : 83.61 %

Description:-	Excellent	-	Very Good	-	Good	-	Fair	-	Poor
Rating Point:-	5		4		3		2		1

Rational
HOD/CIVIL



ARUNAI ENGINEERING COLLEGE
QUALITY PROCESS DESCRIPTION
FORM FOR TEACHING EVALUATION BY STUDENTS
Standard: ISO 9001:2015



Format : F-FDB-02
Version : 01

STUDENTS CONSOLIDATED FEEDBACK ON FACULTY

Date: 10/3/20

ACADEMIC YEAR: 2019-2020

Criteria/Subject code	CE 8601	CE 8602	CE 8603	CE 8604	FN 8592	CE 8001							
PLANNING AND ORGANISATION	4.08	4.24	4.12	4.10	3.92	4.38							
PRESENTATION / COMMUNICATION	4.15	4.35	3.93	4.12	3.78	4.15							
STUDENTS PARTICIPATION	4.19	4.02	4.02	4.05	3.84	4.26							
CLASS MANAGEMENT / ASSESSMENT OF STUDENTS	4.05	4.18	3.87	4.14	3.82	4.10							
OVERALL RATING	4.12	4.20	3.99	4.10	3.84	4.22							
ASSESSMENT IN PERCENTAGE	82.4%	84%	79.8%	82%	76.8%	84.4%							
AVERAGE % (SATISFACTION INDEX) : 81.56%													

Description:-	Excellent	-	Very Good	-	Good	-	Fair	-	Poor
Rating Point:-	5		4		3		2		1

Rathnasel
HOD/CIVIL



ARUNAI ENGINEERING COLLEGE
QUALITY PROCESS DESCRIPTION
FORM FOR TEACHING EVALUATION BY STUDENTS
Standard: ISO 9001:2015



Format : F-FDB-02
Version : 01

STUDENTS CONSOLIDATED FEEDBACK ON FACULTY

Date: 11/3/2020

ACADEMIC YEAR: 2019-2020

Criteria/Subject code	CE6016	CE6021	MG6857								
PLANNING AND ORGANISATION	4.38	4.23	4.09								
PRESENTATION / COMMUNICATION	4.18	4.05	3.96								
STUDENTS PARTICIPATION	4.29	4.12	4.11								
CLASS MANAGEMENT / ASSESSMENT OF STUDENTS	4.22	4.19	4.17								
OVERALL RATING	4.27	4.15	4.08								
ASSESSMENT IN PERCENTAGE	85.4%	83%	81.6%								
AVERAGE % (SATISFACTION INDEX) : 83.33%											

Description:-	Excellent	-	Very Good	-	Good	-	Fair	-	Poor
Rating Point:-	5		4		3		2		1

Kathiravel
HOD/CIVIL



Analysis of Feedback from Alumni on the academic performance and ambience of the institution during Academic year 2019-20

Department of Civil Engineering

Date: 05.02.2020

S.No.	Suggestions given by Alumni
1.	Emphasis can be given on industry related curriculum.

P. Jayanthi
Prepared By

Hathavai
HOD/CIVIL
HEAD OF THE DEPARTMENT
DEPT. OF CIVIL ENGINEERING
ARUNAI ENGINEERING COLLEGE
TIRUVANNAMALAI - 606 603

[Signature]
PRINCIPAL
Principal
Arunai Engineering College
Tiruvannamalai - 606 603



Analysis of Feedback from Employers on the academic performance and ambience of the institution during Academic year 2019-20

Department of Civil Engineering



Date: 05.02.2020

S.No.	Suggestions given by Employers
1.	Suggested to provide Hands on Training on latest technologies used in construction field.

P. Gayathri
Prepared By

ofatharal
HOD/CIVIL
HEAD OF THE DEPARTMENT
DEPT. OF CIVIL ENGINEERING
ARUNAI ENGINEERING COLLEGE
TIRUVANNAMALAI - 606 603

[Signature]
PRINCIPAL
Principal
Arunai Engineering College
Tiruvannamalai - 606 603

	ARUNAI ENGINEERING COLLEGE QUALITY PROCESS DESCRIPTION ACTION TAKEN ON FEEDBACK ANALYSIS Standard: ISO 9001:2015		Format : F-FDB-02 Version : 01
---	---	---	---

Consolidated Analysis of Feedback Collected from various stakeholders, such as Students, Teachers, Employers, Alumni on the academic performance and ambience of the institution during Academic year 2019 – 20

Department of Computer Science and Engineering

Feedback Collected from	Number of responses	Suggestions
Faculty	10	Internet Facility required in the staffroom system
Students	120	Programmes to improve the students technical skills must be increased
Alumni	10	Enhance more technical training programmes
Employers	-	-

Prepared By 


Principal
 Arunal Engineering College
 Tiruvannamalai - 606 603


HOD-CSE



ARUNAI ENGINEERING COLLEGE
QUALITY PROCESS DESCRIPTION
FORM FOR TEACHING EVALUATION BY FACULTY
Standard: ISO 9001:2015



Format : F-FDB-06
Version : 01

Teaching Faculty Feedback Analysis
Department of Computer Science and Engineering

Academic Year :2019-2020

Academic performance measured through teaching – learning process , curriculum plan and implementation , ambience of the institution, governance

S.NO	Details	Avg Score (Out of 5)
1	Aims and objectives of the syllabus are well defined and clear.	4.0
2	The course/syllabus of this course increased my knowledge and perspective in the subject area.	4.3
3	The curriculum is sufficient to cover the programme / course outcomes.	4.0
4	The timely coverage of the syllabus is possible in the mentioned number of hours.	3.8
5	I have the freedom to adopt new techniques/education tools /strategies in teaching	4.0
6	Good facility and encouragement are available	4.3
7	The library is well equipped	4.9
8	The infrastructure available in the college/ department is excellent and efficiently used	3.9
9	Classroom Facilities are adequately good (LCD/Audio/Computer/Seating Arrangement etc)	4.5
10	Rest rooms. toilets, laboratory, playground, classrooms are clean and well maintained.	4.6
11	Authorities are approachable and accessible	4.3
12	The work distribution is fair and work load is reasonable in the department	4.6
13	There is a recognition/ appraisal system / Incentive/ Appreciation of the individual work.	4.0

Suggestions for improvement: NIL


HOD-CSE



ARUNAI ENGINEERING COLLEGE
 QUALITY PROCESS DESCRIPTION
 FORM FOR TEACHING EVALUATION BY FACULTY
 Standard: ISO 9001:2015



Format : F-FDB-06
 Version : 01

Teaching Faculty Feedback Analysis
 Department of Electronics and Communication Engineering

Academic Year :2019-2020

Academic performance measured through teaching – learning process, curriculum plan and implementation, ambience of the institution, governance

S.NO	Details	Avg Score (Out of 5)
1	Aims and objectives of the syllabus are well defined and clear.	4.1
2	The course/syllabus of this course increased my knowledge and perspective in the subject area.	4.3
3	The curriculum is sufficient to cover the programme / course outcomes.	4.2
4	The timely coverage of the syllabus is possible in the mentioned number of hours.	3.9
5	I have the freedom to adopt new techniques/education tools /strategies in teaching	4.2
6	Good facility and encouragement are available	4.4
7	The library is well equipped	4.2
8	The infrastructure available in the college/ department is excellent and efficiently used	4.1
9	Classroom Facilities are adequately good (LCD/Audio/Computer/Seating Arrangement etc)	4.4
10	Rest rooms, toilets, laboratory, playground, classrooms are clean and well maintained.	4.5
11	Authorities are approachable and accessible	4.2
12	The work distribution is fair and work load is reasonable in the department	4.1
13	There is a recognition/ appraisal system / Incentive/ Appreciation of the individual work.	4.2

Suggestions for improvement:

In prestigious institutions, staff employees may be permitted to participate in online FDP courses during the semester.

Principal

Arunai Engineering College,
 Tiruvannamalai - 606 603

[Signature]

Dr. S.ELANGO B.E.,M.A.,P.H.D.
 Professor & Head
 Dept. of Electronics & Communication Engg.
 Arunai Engineering College,
 Tiruvannamalai-606 603.



ARUNAI ENGINEERING COLLEGE
QUALITY PROCESS DESCRIPTION
FORM FOR TEACHING EVALUATION BY STUDENTS
Standard: ISO 9001:2015



Format : F-FDB-02
Version : 01

STUDENTS CONSOLIDATED FEEDBACK ON FACULTY

Date: 06.04.2020

ACADEMIC YEAR: 2019-2020(EVEN)

- II year / IV sem

Criteria/Subject code	MA8451	EC8452	EC8491	EC8453	EC8451	GE8291						
PLANNING AND ORGANISATION	5	5	4	5	5	5						
PRESENTATION / COMMUNICATION	4	5	4	5	5	4						
STUDENTS PARTICIPATION	5	4	5	5	4	5						
CLASS MANAGEMENT / ASSESSMENT OF STUDENTS	4	4	5	5	5	5						
OVERALL RATING	4.5	4.5	4.5	5	4.75	4.75						
ASSESSMENT IN PERCENTAGE	90	90	90	100	95	95						

AVERAGE % (SATISFACTION INDEX) : 83.33 %

Description:-	Excellent	-	Very Good	-	Good	-	Fair	-	Poor
Rating Point:-	5		4		3		2		1

[Signature]
Principal
 Arunai Engineering College
 Tiruvannamalai - 606 603

HOD/ECE
Dr. B. ELANGO B.E., M.E., Ph.D.
Professor & Head
 Dept. of Electronics and Communication Engg.
 Arunai Engineering College,
 Tiruvannamalai-606 603.



ARUNAI ENGINEERING COLLEGE
QUALITY PROCESS DESCRIPTION
FORM FOR TEACHING EVALUATION BY STUDENTS
Standard: ISO 9001:2015



Format : F-FDB-02
Version : 01

STUDENTS CONSOLIDATED FEEDBACK ON FACULTY

Date: 06.04.2020

ACADEMIC YEAR: 2019-2020(EVEN)

III year / VI sem

Criteria/Subject code	EC8691	EC8095	EC8652	MG8591	EC8651	EC8004							
PLANNING AND ORGANISATION	5	4	5	4	5	5							
PRESENTATION / COMMUNICATION	5	4	5	5	4	5							
STUDENTS PARTICIPATION	4	5	5	4	5	4							
CLASS MANAGEMENT / ASSESSMENT OF STUDENTS	5	5	5	5	5	5							
OVERALL RATING	4.75	4.5	5	4.5	4.75	4.75							
ASSESMENT IN PERCENTAGE	95	95	100	90	95	95							
AVERAGE % (SATISFACTION INDEX) : 83.33 %													

Description:-	Excellent	-	Very Good	-	Good	-	Fair	-	Poor
Rating Point:-	5		4		3		2		1

[Signature]

Principal

Arunai Engineering College
 Tiruvannamalai - 606 603

HOD/ECE
Dr. S. ELANGO B.E., M.E., Ph.D.
 Professor & Head
 Dept. of Electronics and Communication Engg.
 Arunai Engineering College
 Tiruvannamalai-606 603



ARUNAI ENGINEERING COLLEGE
QUALITY PROCESS DESCRIPTION
FORM FOR TEACHING EVALUATION BY STUDENTS
Standard: ISO 9001:2015



Format : F-FDB-02
Version : 01

STUDENTS CONSOLIDATED FEEDBACK ON FACULTY

Date: 06.04.2020

ACADEMIC YEAR: 2019-2020(EVEN)

IV year / VIII Sem

Criteria/Subject code	EC6801	EC6802	CS6003	CS6701								
PLANNING AND ORGANISATION	5	5	5	4								
PRESENTATION / COMMUNICATION	4	5	4	5								
STUDENTS PARTICIPATION	5	5	4	5								
CLASS MANAGEMENT / ASSESSMENT OF STUDENTS	4	5	5	4								
OVERALL RATING	4.5	5	4.5	4.5								
ASSESSMENT IN PERCENTAGE	90	100	90	90								

AVERAGE % (SATISFACTION INDEX) : 83.33 %

Description:-	Excellent	-	Very Good	-	Good	-	Fair	-	Poor
Rating Point:-	5		4		3		2		1

[Signature]
 Principal
 Arunai Engineering College
 Tiruvannamalai - 606 603

[Signature]
Dr. S. ELANGO Ph.D., M.E., M.D.
 Professor & Head
 Dept. of Electronics and Communication Engg.
 Arunai Engineering College
 Tiruvannamalai-606 603



ARUNAI ENGINEERING COLLEGE, TIRUVANNAMALAI – 606 603



DEPARTMENT OF ELECTRONICS & COMMUNICATION ENGINEERING

CONSOLIDATED ALUMNI FEEDBACK (2019-2020)

S.NO	Suggestion given by Alumni
1	It is important to promote student in higher studies to learn new technologies.

Yaim
Prepared by

[Signature]
HOD/ECE
Dr. S.ELANGO B.E.,M.E.,PH.D.,
Professor & Head
Dept. of Electronics and Communication Engg.
Arunai Engineering College,
Tiruvannamalai-606 603.

[Signature]
PRINCIPAL
Principal
Arunai Engineering College
Tiruvannamalai - 606 603



ARUNAI ENGINEERING COLLEGE, TIRUVANNAMALAI – 606 603



DEPARTMENT OF ELECTRONICS & COMMUNICATION ENGINEERING



CONSOLIDATED EMPLOYER FEEDBACK(2019-2020)

S.NO	Suggestion given by Employer
1	Suggestion given to encourage the students to become entrepreneur.

ys/12
Prepared by

[Signature]
HOD/ECE
DR. S. ELANGO B.E., M.E., Ph.D.,
Professor & Head
Dept. of Electronics and Communication Engg.
Arunai Engineering College,
Tiruvannamalai-606 603.

[Signature]
PRINCIPAL
Principal
Arunai Engineering College
Tiruvannamalai - 606 603

	ARUNAI ENGINEERING COLLEGE QUALITY PROCESS DESCRIPTION FORM FOR TEACHING EVALUATION BY FACULTY Standard: ISO 9001:2015		Format : F-FDB-06 Version : 01
---	---	---	---

Date: 04.11.2019



STUDENTS CONSOLIDATED FEEDBACK ON FACULTY

ACADEMIC YEAR: 2019-2020 II YEAR (ODD)

Criteria/Subject code	MA8353	ME8391	CE8394	ME8351	EE8353							
PLANNING AND ORGANISATION	4	5	4	5	4							
PRESENTATION / COMMUNICATION	4	4	4	5	5							
STUDENTS PARTICIPATION	4	4	4	5	4							
CLASS MANAGEMENT / ASSESSMENT OF STUDENTS	4	5	5	4	4							
OVERALL RATING	4	4.5	4.3	4.75	4.3							
ASSESMENT IN PERCENTAGE	80	90	85	95	85							
AVERAGE % (SATISFACTION INDEX) : 87 %												

Description:-	Excellent	-	Very Good	-	Good	-	Fair	-	Poor
Rating Point:-	5		4		3		2		1


HOD/MECH

	ARUNAI ENGINEERING COLLEGE QUALITY PROCESS DESCRIPTION FORM FOR TEACHING EVALUATION BY FACULTY Standard: ISO 9001:2015		Format : F-FDB-06 Version : 01
---	---	---	---

STUDENTS CONSOLIDATED FEEDBACK ON FACULTY

Date: 06.04.2020

ACADEMIC YEAR: 2019-2020 III YEAR A (ODD)

Criteria/Subject code	ME8501	ME8593	ME8594	ME8595	ORO551							
PLANNING AND ORGANISATION	4	5	4	4	5							
PRESENTATION / COMMUNICATION	4	5	5	4	4							
STUDENTS PARTICIPATION	5	5	5	4	4							
CLASS MANAGEMENT / ASSESSMENT OF STUDENTS	4	4	5	4	5							
OVERALL RATING	4.3	4.75	4.75	4	4.5							
ASSESSMENT IN PERCENTAGE	85	90	95	80	90							
AVERAGE % (SATISFACTION INDEX) : 88 %												

Description:-	Excellent	-	Very Good	-	Good	-	Fair	-	Poor
Rating Point:-	5		4		3		2		1


HOD/MECH



Date: 06.04.2020



STUDENTS CONSOLIDATED FEEDBACK ON FACULTY

ACADEMIC YEAR: 2019-2020 -II YEAR

Criteria/Subject code	MA8452	ME8492	ME8451	ME8491	CE8396	ME8493						
PLANNING AND ORGANISATION	4	4	5	4	5	4						
PRESENTATION / COMMUNICATION	4	4	4	5	4	5						
STUDENTS PARTICIPATION	4	5	4	4	5	4						
CLASS MANAGEMENT / ASSESSMENT OF STUDENTS	4	4	4	5	5	5						
OVERALL RATING	4	4.3	4.3	4.5	4.75	4.5						
ASSESSMENT IN PERCENTAGE	80	85	85	90	95	90						
AVERAGE % (SATISFACTION INDEX) : 87.5 %												

Description:-	Excellent	-	Very Good	-	Good	-	Fair	-	Poor
Rating Point:-	5		4		3		2		1

[Signature]
HOD/MECH

	ARUNAI ENGINEERING COLLEGE QUALITY PROCESS DESCRIPTION FORM FOR TEACHING EVALUATION BY FACULTY Standard: ISO 9001:2015		Format : F-FDB-06 Version : 01
---	---	---	---

STUDENTS CONSOLIDATED FEEDBACK ON FACULTY



Date: 04.11.2019

ACADEMIC YEAR: 2019-2020 -III YEAR B

Criteria/Subject code	ME8651	ME8691	ME8693	ME8692	ME8694	ME8091						
PLANNING AND ORGANISATION	5	4	5	4	5	5						
PRESENTATION / COMMUNICATION	4	5	4	5	4	5						
STUDENTS PARTICIPATION	4	5	5	4	4	4						
CLASS MANAGEMENT / ASSESSMENT OF STUDENTS	4	4	5	5	4	4						
OVERALL RATING	4.3	4.5	4.7	4.5	4.3	4.5						
ASSESSMENT IN PERCENTAGE	85	90	95	90	85	90						
AVERAGE % (SATISFACTION INDEX) : 89.16 %												

Description:-	Excellent	-	Very Good	-	Good	-	Fair	-	Poor
Rating Point:-	5		4		3		2		1


HOD/MECH

	ARUNAI ENGINEERING COLLEGE QUALITY PROCESS DESCRIPTION FORM FOR TEACHING EVALUATION BY FACULTY Standard: ISO 9001:2015		Format : F-FDB-06 Version : 01
---	---	---	---

Teaching Faculty Feedback Analysis

Department of Mechanical Engineering

Academic Year :2019-2020

Academic performance measured through teaching – learning process , curriculum plan and implementation , ambience of the institution, governance

S.NO	Details	Avg Score (Out of 5)
1	Aims and objectives of the syllabus are well defined and clear.	4.5
2	The course/syllabus of this course increased my knowledge and perspective in the subject area.	4.3
3	The curriculum is sufficient to cover the programme / course outcomes.	4.2
4	The timely coverage of the syllabus is possible in the mentioned number of hours.	4.2
5	I have the freedom to adopt new techniques/education tools /strategies in teaching	4.0
6	Good facility and encouragement are available	4.3
7	The library is well equipped	4.9
8	The infrastructure available in the college/ department is excellent and efficiently used	4.7
9	Classroom Facilities are adequately good (LCD/Audio/Computer/Seating Arrangement etc)	4.5
10	Rest rooms, toilets, laboratory, playground, classrooms are clean and well maintained.	4.6
11	Authorities are approachable and accessible	4.3
12	The work distribution is fair and work load is reasonable in the department	4.7
13	There is a recognition/ appraisal system / Incentive/ Appreciation of the individual work.	4.0

Suggestions for improvement:

H. Srinivasan

HOD/MECH



ANNA ENGINEERING COLLEGE
TIRUVANNAMALAI
DEPARTMENT OF MECHANICAL ENGINEERING

ALUMNI SURVEY - CONSOLIDATED
BATCH - 2019-2020



SL.No	ACADEMIC YEAR	TOTAL STRENGTH	Description	EXCELLENT	VERY GOOD	Good	Satisfactory	Poor	Rating	Remarks
				5)	4)	3)	2)	1)		
1	2015-2019	200	Infrastructure	132	40	28			2.71	LEVEL 3 ATTAINED
			Course Delivery	128	47	23	2		2.70	
			Students Personality Development	131	39	26	4		2.69	
			Commitment of Faculty	122	45	26	7		2.65	
			Library Facility	130	45	23	2		2.71	
			Counseling Activity	141	43	16			2.78	
			Discipline Standards	117	50	23	10		2.62	
			How about Ad-on Courses	120	44	21	15		2.61	
			Student-Staff Relationship	140	32	23	5		2.72	
			Hostel Facilities	127	43	18	12		2.66	
			Transport Facilities	128	52	19	1		2.72	
			Recreational Facilities	120	42	28	10		2.62	
			Extra-Curricular Activities	135	32	23	10		2.68	
			Interaction with Administration	142	35	23			2.76	
AVERAGE				1813	589	320	78	0	2.69	LEVEL 3 ATTAINED

Signature



ARUNAI ENGINEERING COLLEGE
QUALITY PROCESS DESCRIPTION
FORM FOR TEACHING EVALUATION BY STUDENTS
Standard: ISO 9001:2015



Format : F-FDB-02
Version : 01

STUDENTS CONSOLIDATED FEEDBACK ON FACULTY

ACADEMIC YEAR: 2019-20 / odd sem.

Dept: Chemical

Criteria/Subject code	HS 8151	MA 8151	PH 8151	CY 8151	GE 8151	GE 8152						
PLANNING AND ORGANISATION	4.6	4.4	4.56	4.38	4.50	4.2						
PRESENTATION / COMMUNICATION	4.8	4.2	4.4	4.25	4.35	4.4						
STUDENTS PARTICIPATION	4.4	4.2	4.4	4.22	4.25	4.6						
CLASS MANAGEMENT / ASSESSMENT OF STUDENTS	4.2	4.6	4.48	4.35	4.49	4.2						
OVERALL RATING	4.6	4.35	4.46	4.30	4.40	4.35						
ASSESSMENT IN PERCENTAGE	92%	87%	89.2%	86%	88%	82%						
AVERAGE % (SATISFACTION INDEX) : 83.33 %												

Description:-	Excellent	-	Very Good	-	Good	-	Fair	-	Poor
Rating Point:-	5		4		3		2		1

Signature with date	<i>S. Ramamoorthi</i>	<i>[Signature]</i>	
Name	S. RAMAMOORTHY	Dr. M. Ravichandran	
Feedback Collected by		HOD	



ARUNAI ENGINEERING COLLEGE
QUALITY PROCESS DESCRIPTION
FORM FOR TEACHING EVALUATION BY STUDENTS
Standard: ISO 9001:2015



Format : F-FDB-02
Version : 01

STUDENTS CONSOLIDATED FEEDBACK ON FACULTY

ACADEMIC YEAR: 2019-20 / ODD Sem

B.E / Mechanical

Criteria/Subject code	HS 8151	HA 8151	PH 8151	LY 8151	GE 8151	GC 8152						
PLANNING AND ORGANISATION	4.19	4.49	4.40	4.09	4.23	3.99						
PRESENTATION / COMMUNICATION	4.22	4.54	4.22	4.14	4.02	3.86						
STUDENTS PARTICIPATION	4.13	4.69	4.27	4.15	4.15	3.95						
CLASS MANAGEMENT / ASSESSMENT OF STUDENTS	4.35	4.13	4.22	4.18	4.08	4.13						
OVERALL RATING	4.3	4.34	4.28	4.12	4.12	3.98						
ASSESSMENT IN PERCENTAGE	86%	86.8%	85.6%	82.4%	82.4%	79.6%						
AVERAGE % (SATISFACTION INDEX) : 83.33. %												

Description:-	Excellent	-	Very Good	-	Good	-	Fair	-	Poor
Rating Point:-	5		4		3		2		1

Signature with date			
Name	S. RAMAMOORTHY	Dr. M. Ravichandran	
Feedback Collected by		HOD	



ARUNAI ENGINEERING COLLEGE
QUALITY PROCESS DESCRIPTION
FORM FOR TEACHING EVALUATION BY STUDENTS
 Standard: ISO 9001:2015



Format : F-FDB-02
Version : 01

STUDENTS CONSOLIDATED FEEDBACK ON FACULTY

ACADEMIC YEAR: 2019-20 / odd sem

B.E/ECE

Criteria/Subject code	HS 8151	MA 8151	PH 8151	CY 8151	GE 8151	GE 8152						
PLANNING AND ORGANISATION	4.35	3.96	4.29	4.15	4.11	4.15						
PRESENTATION / COMMUNICATION	4.31	3.82	4.40	4.08	3.96	4.10						
STUDENTS PARTICIPATION	4.38	3.85	4.35	4.23	4.13	4.26						
CLASS MANAGEMENT / ASSESSMENT OF STUDENTS	4.57	3.84	4.39	4.02	4.17	4.38						
OVERALL RATING	4.35	3.86	4.35	4.12	4.07	4.22						
ASSESSMENT IN PERCENTAGE	87%	77.2%	87%	82.4%	81.8%	84.4%						
AVERAGE % (SATISFACTION INDEX) : 83.33 %												

Description:-	Excellent	-	Very Good	-	Good	-	Fair	-	Poor
Rating Point:-	5		4		3		2		1

Signature with date			
Name	S. RAMAMOORTHY	Dr. M. Ravichandran	
Feedback Collected by		HOD	



ARUNAI ENGINEERING COLLEGE
QUALITY PROCESS DESCRIPTION
FORM FOR TEACHING EVALUATION BY STUDENTS
Standard: ISO 9001:2015



Format : F-FDB-02
Version : 01

STUDENTS CONSOLIDATED FEEDBACK ON FACULTY

ACADEMIC YEAR: 2019-20 / ODD Sem

B.Tech / I.7.

Criteria/Subject code	HS 8151	MA 8151	PH 8151	CY 8151	GE 8151	GE 8152						
PLANNING AND ORGANISATION	4.14	3.79	3.92	4.75	4.24	4.95						
PRESENTATION / COMMUNICATION	4.09	3.66	3.95	4.65	4.40	4.65						
STUDENTS PARTICIPATION	4.15	3.75	4.08	4.62	4.33	4.62						
CLASS MANAGEMENT / ASSESSMENT OF STUDENTS	4.18	3.86	3.86	4.79	4.26	4.79						
OVERALL RATING	4.12	3.77	3.95	4.7	4.31	4.7						
ASSESSMENT IN PERCENTAGE	82.4%	75.4%	79%	94%	86.2%	94%						
AVERAGE % (SATISFACTION INDEX) : 83.33.%												

Description:-	Excellent	-	Very Good	-	Good	-	Fair	-	Poor
Rating Point:-	5		4		3		2		1

Signature with date			
Name	S. RAMAMOORTHY	Dr. M. Ravichandran	
	Feedback Collected by	HOD	



ARUNAI ENGINEERING COLLEGE
QUALITY PROCESS DESCRIPTION
FORM FOR TEACHING EVALUATION BY STUDENTS
 Standard: ISO 9001:2015



Format : F-FDB-02
Version : 01

STUDENTS CONSOLIDATED FEEDBACK ON FACULTY

ACADEMIC YEAR: 2019-20 / odd sem

B.E/CSE

Criteria/Subject code	HS 8151	MA 8151	PH 8151	CG 8151	GE 8151	GE 8152						
PLANNING AND ORGANISATION	3.89	3.69	4.07	4.18	3.92	3.94						
PRESENTATION / COMMUNICATION	4.05	3.78	3.92	4.15	3.99	3.67						
STUDENTS PARTICIPATION	3.92	3.65	3.89	4.29	3.85	3.65						
CLASS MANAGEMENT / ASSESSMENT OF STUDENTS	3.85	3.94	4.02	4.19	3.89	3.77						
OVERALL RATING	3.73	3.77	3.98	4.05	3.99	3.85						
ASSESSMENT IN PERCENTAGE	78.6%	75.4%	79.6%	83.4%	77.8%	75.4%						
AVERAGE % (SATISFACTION INDEX) : 83.33%												

Description:-	Excellent	-	Very Good	-	Good	-	Fair	-	Poor
Rating Point:-	5		4		3		2		1

Signature with date			
Name	S. RAMAMOORTHY	Dr. M. Ravichandran	
	Feedback Collected by	HOD	



ARUNAI ENGINEERING COLLEGE
QUALITY PROCESS DESCRIPTION
FORM FOR TEACHING EVALUATION BY STUDENTS
 Standard: ISO 9001:2015



Format : F-FDB-02
Version : 01

STUDENTS CONSOLIDATED FEEDBACK ON FACULTY

ACADEMIC YEAR: 2019-20 / Even Sem

B.E/CSE

Criteria/Subject code	HS 8251	MA 8251	PH 8252	BE 8255	GE 8291	CS 8251						
PLANNING AND ORGANISATION	4.8	4.60	4.55	4.42	5.0	4.6						
PRESENTATION / COMMUNICATION	4.6	4.35	4.6	4.29	4.4	4.4						
STUDENTS PARTICIPATION	4.4	4.42	5.0	4.35	4.6	4.8						
CLASS MANAGEMENT / ASSESSMENT OF STUDENTS	4.65	4.44	4.4	4.38	4.55	4.65						
OVERALL RATING	4.8	4.39	4.2	4.45	4.2	4.8						
ASSESSMENT IN PERCENTAGE	93%	88.8%	91%	82.6%	91%	93%						
AVERAGE % (SATISFACTION INDEX) : 83.33 %												

Description:- Excellent	-	Very Good	-	Good	-	Fair	-	Poor
Rating Point:- 5		4		3		2		1

Signature with date			
Name	S. RAMAMURTHI	Dr. H. Ravichandran	
	Feedback Collected by	HOD	



ARUNAI ENGINEERING COLLEGE
QUALITY PROCESS DESCRIPTION
FORM FOR TEACHING EVALUATION BY STUDENTS
 Standard: ISO 9001:2015



Format : F-FDB-02
Version : 01

STUDENTS CONSOLIDATED FEEDBACK ON FACULTY

ACADEMIC YEAR: 2019-20 / Even Sem

B.Tech / I.T.

Criteria/Subject code	HS	MA	PA	BE	GE	CS							
PLANNING AND ORGANISATION	8251	8251	8252	8255	8291	8251							
PRESENTATION / COMMUNICATION	3.96	4.40	3.85	4.26	4.38	4.09							
STUDENTS PARTICIPATION	4.13	4.35	3.82	4.38	4.39	4.13							
CLASS MANAGEMENT / ASSESSMENT OF STUDENTS	4.09	4.39	3.96	4.22	4.35	4.49							
OVERALL RATING	4.12	4.29	3.84	4.15	4.35	3.96							
ASSESSMENT IN PERCENTAGE	4.11	4.35	3.86	4.10	4.31	4.11							
	81.8%	82%	72.2%	84.4%	87%	81.8%							
AVERAGE % (SATISFACTION INDEX) : 83.33 %													

Description:-	Excellent	-	Very Good	-	Good	-	Fair	-	Poor
Rating Point:-	5		4		3		2		1

Signature with date	<i>S. Ramamoorthy</i>	<i>[Signature]</i>	
Name	S. RAMAMOORTHY	Dr. M. Ravi Chandran	
Feedback Collected by		HOD	



ARUNAI ENGINEERING COLLEGE
QUALITY PROCESS DESCRIPTION
FORM FOR TEACHING EVALUATION BY STUDENTS
 Standard: ISO 9001:2015



Format : F-FDB-02
Version : 01

STUDENTS CONSOLIDATED FEEDBACK ON FACULTY

ACADEMIC YEAR: 2019-20 / Even Sem

Dept: Chemical

Criteria/Subject code	HS 8251	MA 8251	PA 8254	cy 8272	BE 8256	CA 8201						
PLANNING AND ORGANISATION	4.6	4.4	4.40	4.48	4.50	4.25						
PRESENTATION / COMMUNICATION	4.2	4.6	4.35	4.46	4.49	4.35						
STUDENTS PARTICIPATION	4.35	4.8	4.50	4.4	4.40	4.30						
CLASS MANAGEMENT / ASSESSMENT OF STUDENTS	4.2	4.6	4.25	4.56	4.35	4.35						
OVERALL RATING	4.4	4.6	4.40	4.4	4.50	4.50						
ASSESMENT IN PERCENTAGE	87%	92%	88%	89.2%	88%	88%						
AVERAGE % (SATISFACTION INDEX) : 83.33%												

Description:-	Excellent	-	Very Good	-	Good	-	Fair	-	Poor
Rating Point:-	5		4		3		2		1

Signature with date	<i>S. Ramamoorthy</i>	<i>[Signature]</i>	
Name	S. RAMAMOORTHY	Dr. M. Ravichandran	
	Feedback Collected by	HOD	



ARUNAI ENGINEERING COLLEGE
QUALITY PROCESS DESCRIPTION
FORM FOR TEACHING EVALUATION BY STUDENTS
 Standard: ISO 9001:2015



Format : F-FDB-02
Version : 01

STUDENTS CONSOLIDATED FEEDBACK ON FACULTY

ACADEMIC YEAR: 2019-20 / Even Sem

Bio - Tech

Criteria/Subject code	HS 8251	MA 8251	PH 8254	BE 8252	BT 8251	BT 8291							
PLANNING AND ORGANISATION	3.82	4.33	3.93	4.09	4.12	4.16							
PRESENTATION / COMMUNICATION	3.72	4.40	3.86	4.21	4.23	4.35							
STUDENTS PARTICIPATION	3.73	4.32	3.96	4.11	4.27	4.29							
CLASS MANAGEMENT / ASSESSMENT OF STUDENTS	3.70	4.29	4.09	4.13	4.16	4.23							
OVERALL RATING	3.67	4.24	3.97	4.21	4.35	4.12							
ASSESSMENT IN PERCENTAGE	74.6%	86.4%	79.2%	82.6%	84.6%	84.6%							
AVERAGE % (SATISFACTION INDEX) : 83.33%													

Description:-	Excellent	-	Very Good	-	Good	-	Fair	-	Poor
Rating Point:-	5		4		3		2		1

Signature with date			
Name	S. RAMAMOORTHY	Dr. M. Rarichandran	
Feedback Collected by		HOD	



ARUNAI ENGINEERING COLLEGE
QUALITY PROCESS DESCRIPTION
FORM FOR TEACHING EVALUATION BY STUDENTS
 Standard: ISO 9001:2015



Format : F-FDB-02
Version : 01

STUDENTS CONSOLIDATED FEEDBACK ON FACULTY

ACADEMIC YEAR: 2019-20 / Even Sem

B.E/Civil

Criteria/Subject code	HS	MA	PH	BE	GE	GE						
	8251	8251	8201	8251	8291	8292						
PLANNING AND ORGANISATION	4.02	4.34	4.02	4.2	4.12	4.08						
PRESENTATION / COMMUNICATION	4.08	4.13	4.12	4.28	4.14	4.23						
STUDENTS PARTICIPATION	4.12	4.19	4.08	5.0	4.15	4.02						
CLASS MANAGEMENT / ASSESSMENT OF STUDENTS	4.23	4.54	4.23	4.22	4.18	4.12						
OVERALL RATING	4.15	4.49	4.15	4.29	4.09	4.15						
ASSESSMENT IN PERCENTAGE	82.4%	86.8%	82.4%	88.2%	82.4%	82.4%						
AVERAGE % (SATISFACTION INDEX) : 83.33 %												

Description:-	Excellent	-	Very Good	-	Good	-	Fair	-	Poor
Rating Point:-	5		4		3		2		1

Signature with date			
Name	S. RAMAMOORTHY	Dr. M. Rajichandran	
Feedback Collected by		HOD	



ARUNAI ENGINEERING COLLEGE
QUALITY PROCESS DESCRIPTION
FORM FOR TEACHING EVALUATION BY FACULTY
Standard: ISO 9001:2015



Format : F-FDB-06
Version : 01

Teaching Faculty Feedback Analysis
Department of Humanities and Sciences

Academic Year :2019-2020

Academic performance measured through teaching – learning process , curriculum plan and implementation , ambience of the institution, governance

S.NO	Details	Avg Score (Out of 5)
1	Aims and objectives of the syllabus are well defined and clear.	4.0
2	The course syllabus of this course increased my knowledge and perspective in the subject area.	4.3
3	The curriculum is sufficient to cover the programme course outcomes.	4.2
4	The timely coverage of the syllabus is possible in the mentioned number of hours.	3.8
5	I have the freedom to adopt new techniques/education tools /strategies in teaching	4.1
6	Good faculty and encouragement are available	4.3
7	The library is well equipped	4.7
8	The infrastructure available in the college department is excellent and efficiently used	3.9
9	Classroom Facilities are adequately good (LCD, Audio, Computer Seating Arrangement etc)	4.6
10	Rest rooms, toilets, laboratory, playground, classrooms are clean and well maintained.	4.6
11	Authorities are approachable and accessible	4.3
12	The work distribution is fair and work load is reasonable in the department	4.6
13	There is a recognition/ appraisal system /incentive/ Appreciation of the individual work.	4.5

Suggestions for improvement:


HOD-HAS



ARUNAI ENGINEERING COLLEGE
QUALITY PROCESS DESCRIPTION
FORM FOR TEACHING EVALUATION BY STUDENTS
Standard: ISO 9001:2015

Format : F-FDB-02
Version : 01

STUDENTS CONSOLIDATED FEEDBACK ON FACULTY

ACADEMIC YEAR:2019-2020-II (ODD)

Criteria/Subject code	MA8351	CS8351	CS8391	CS8392	EC8394
PLANNING AND ORGANISATION	5.0	5.0	4.0	5.0	5.0
PRESENTATION / COMMUNICATION	4.0	5.0	4.0	5.0	5.0
STUDENTS PARTICIPATION	5.0	5.0	5.0	5.0	5.0
CLASS MANAGEMENT / ASSESSMENT OF STUDENTS	5.0	5.0	5.0	5.0	5.0
OVERALL RATING	4.7	5.0	4.5	5.0	5.0
ASSESSMENT IN PERCENTAGE	95%	100%	90%	100%	100%
AVERAGE % (SATISFACTION INDEX) : 83.33 %					

Description:-	Excellent	-	Very Good	-	Good	-	Fair	-	Poor
Rating Point:-	5		4		3		2		1


HOD/IT

Dr. K.ANITHA, Ph.D.
HOD/IT.,
Arunai Engineering College,
Tiruvannamalai - 606 603.



ARUNAI ENGINEERING COLLEGE
QUALITY PROCESS DESCRIPTION
FORM FOR TEACHING EVALUATION BY FACULTY
Standard: ISO 9001:2015



Format : F-FDB-06
Version : 01

Teaching Faculty Feedback Analysis
Department of Information Technology

Academic Year :2019-2020

Academic performance measured through teaching – learning process , curriculum plan and implementation . ambience of the institution, governance

S.NO	Details	Avg Score (Out of 5)
1	Aims and objectives of the syllabus are well defined and clear.	4.0
2	The course/syllabus of this course increased my knowledge and perspective in the subject area.	4.3
3	The curriculum is sufficient to cover the programme / course outcomes.	4.0
4	The timely coverage of the syllabus is possible in the mentioned number of hours.	4.0
5	I have the freedom to adopt new techniques/education tools /strategies in teaching	4.0
6	Good facility and encouragement are available	4.3
7	The library is well equipped	4.9
8	The infrastructure available in the college/ department is excellent and efficiently used	4.0
9	Classroom Facilities are adequately good (LCD/Audio/Computer/Seating Arrangement etc)	4.5
10	Rest rooms, toilets, laboratory, playground, classrooms are clean and well maintained.	4.6
11	Authorities are approachable and accessible	4.3
12	The work distribution is fair and work load is reasonable in the department	4.6
13	There is a recognition/ appraisal system / Incentive/ Appreciation of the individual work.	4.0

Suggestions for improvement:

Nil


HOD-IT



ARUNAI ENGINEERING COLLEGE
QUALITY PROCESS DESCRIPTION
Standard: ISO 9001:2015



ACADEMIC YEAR-2019-2020

CONSOLIDATED ALUMNI FEEDBACK

SI.NO	Suggestion Given By Alumni
1	Encourage students to explore talent & potential by providing an exceptional integrated learning environment.

K. Selvam
Prepared By

[Signature]
HOD-IT

[Signature]
PRINCIPAL

Arunai Engineering College
Tiruyannamalai - 606 603



ARUNAI ENGINEERING COLLEGE
QUALITY PROCESS DESCRIPTION

Standard: ISO 9001:2015



ACADEMIC YEAR-2019-2020

CONSOLIDATED EMPLOYERS FEEDBACK



SI.NO	Suggestion Given By Employers
1	Ability to Self-motivated and taking on appropriate level of responsibility
2	Students Open to new ideas and learning new techniques


Prepared By


HOD-IT


PRINCIPAL

Principal
Arunai Engineering College
Tiruvannamalai - 606 603

	ARUNAI ENGINEERING COLLEGE QUALITY PROCESS DESCRIPTION FORM FOR TEACHING EVALUATION BY FACULTY Standard: ISO 9001:2015		Format : F-FDB-06 Version : 01
---	---	---	---

Date: 04.11.2019



STUDENTS CONSOLIDATED FEEDBACK ON FACULTY

ACADEMIC YEAR: 2019-2020 II YEAR (ODD)

Criteria/Subject code	MA8353	ME8391	CE8394	ME8351	EE8353							
PLANNING AND ORGANISATION	4	5	4	5	4							
PRESENTATION / COMMUNICATION	4	4	4	5	5							
STUDENTS PARTICIPATION	4	4	4	5	4							
CLASS MANAGEMENT / ASSESSMENT OF STUDENTS	4	5	5	4	4							
OVERALL RATING	4	4.5	4.3	4.75	4.3							
ASSESSMENT IN PERCENTAGE	80	90	85	95	85							
AVERAGE % (SATISFACTION INDEX) : 87 %												

Description:-	Excellent	-	Very Good	-	Good	-	Fair	-	Poor
Rating Point:-	5		4		3		2		1


HOD/MECH

	ARUNAI ENGINEERING COLLEGE QUALITY PROCESS DESCRIPTION FORM FOR TEACHING EVALUATION BY FACULTY Standard: ISO 9001:2015		Format : F-FDB-06 Version : 01
---	---	---	---

STUDENTS CONSOLIDATED FEEDBACK ON FACULTY

Date: 06.04.2020

ACADEMIC YEAR: 2019-2020 III YEAR A (ODD)

Criteria/Subject code	ME8501	ME8593	ME8594	ME8595	ORO551							
PLANNING AND ORGANISATION	4	5	4	4	5							
PRESENTATION / COMMUNICATION	4	5	5	4	4							
STUDENTS PARTICIPATION	5	5	5	4	4							
CLASS MANAGEMENT / ASSESSMENT OF STUDENTS	4	4	5	4	5							
OVERALL RATING	4.3	4.75	4.75	4	4.5							
ASSESSMENT IN PERCENTAGE	85	90	95	80	90							
AVERAGE % (SATISFACTION INDEX) : 88 %												

Description:-	Excellent	-	Very Good	-	Good	-	Fair	-	Poor
Rating Point:-	5		4		3		2		1


HOD/MECH



ARUNAI ENGINEERING COLLEGE
QUALITY PROCESS DESCRIPTION
FORM FOR TEACHING EVALUATION BY FACULTY
Standard: ISO 9001:2015



Format : F-FDB-06
Version : 01

Date: 06.04.2020



STUDENTS CONSOLIDATED FEEDBACK ON FACULTY

ACADEMIC YEAR: 2019-2020 -II YEAR

Criteria/Subject code	MA8452	ME8492	ME8451	ME8491	CE8396	ME8493						
PLANNING AND ORGANISATION	4	4	5	4	5	4						
PRESENTATION / COMMUNICATION	4	4	4	5	4	5						
STUDENTS PARTICIPATION	4	5	4	4	5	4						
CLASS MANAGEMENT / ASSESSMENT OF STUDENTS	4	4	4	5	5	5						
OVERALL RATING	4	4.3	4.3	4.5	4.75	4.5						
ASSESSMENT IN PERCENTAGE	80	85	85	90	95	90						
AVERAGE % (SATISFACTION INDEX) : 87.5 %												

Description:-	Excellent	-	Very Good	-	Good	-	Fair	-	Poor
Rating Point:-	5		4		3		2		1

[Signature]
HOD/MECH

	ARUNAI ENGINEERING COLLEGE QUALITY PROCESS DESCRIPTION FORM FOR TEACHING EVALUATION BY FACULTY Standard: ISO 9001:2015		Format : F-FDB-06 Version : 01
---	---	---	---

STUDENTS CONSOLIDATED FEEDBACK ON FACULTY



Date: 04.11.2019

ACADEMIC YEAR: 2019-2020 -III YEAR B

Criteria/Subject code	ME8651	ME8691	ME8693	ME8692	ME8694	ME8091						
PLANNING AND ORGANISATION	5	4	5	4	5	5						
PRESENTATION / COMMUNICATION	4	5	4	5	4	5						
STUDENTS PARTICIPATION	4	5	5	4	4	4						
CLASS MANAGEMENT / ASSESSMENT OF STUDENTS	4	4	5	5	4	4						
OVERALL RATING	4.3	4.5	4.7	4.5	4.3	4.5						
ASSESSMENT IN PERCENTAGE	85	90	95	90	85	90						
AVERAGE % (SATISFACTION INDEX) : 89.16 %												

Description:-	Excellent	-	Very Good	-	Good	-	Fair	-	Poor
Rating Point:-	5		4		3		2		1


HOD/MECH

	ARUNAI ENGINEERING COLLEGE QUALITY PROCESS DESCRIPTION FORM FOR TEACHING EVALUATION BY FACULTY Standard: ISO 9001:2015		Format : F-FDB-06 Version : 01
---	---	---	---

Teaching Faculty Feedback Analysis

Department of Mechanical Engineering

Academic Year :2019-2020

Academic performance measured through teaching – learning process , curriculum plan and implementation , ambience of the institution, governance

S.NO	Details	Avg Score (Out of 5)
1	Aims and objectives of the syllabus are well defined and clear.	4.5
2	The course/syllabus of this course increased my knowledge and perspective in the subject area.	4.3
3	The curriculum is sufficient to cover the programme / course outcomes.	4.2
4	The timely coverage of the syllabus is possible in the mentioned number of hours.	4.2
5	I have the freedom to adopt new techniques/education tools /strategies in teaching	4.0
6	Good facility and encouragement are available	4.3
7	The library is well equipped	4.9
8	The infrastructure available in the college/ department is excellent and efficiently used	4.7
9	Classroom Facilities are adequately good (LCD/Audio/Computer/Seating Arrangement etc)	4.5
10	Rest rooms, toilets, laboratory, playground, classrooms are clean and well maintained.	4.6
11	Authorities are approachable and accessible	4.3
12	The work distribution is fair and work load is reasonable in the department	4.7
13	There is a recognition/ appraisal system / Incentive/ Appreciation of the individual work.	4.0

Suggestions for improvement:

H. Srinivasan

HOD/MECH



ANNA ENGINEERING COLLEGE
TIRUVANNAMALAI
DEPARTMENT OF MECHANICAL ENGINEERING

ALUMNI SURVEY - CONSOLIDATED
BATCH - 2019-2020



SL.No	ACADEMIC YEAR	TOTAL STRENGTH	Description	EXCELLENT	VERY GOOD	Good	Satisfactory	Poor	Rating	Remarks
				5)	4)	3)	(2)	(1)		
1	2015-2019	200	Infrastructure	132	40	28			2.71	LEVEL 3 ATTAINED
			Course Delivery	128	47	23	2		2.70	
			Students Personality Development	131	39	26	4		2.69	
			Commitment of Faculty	122	45	26	7		2.65	
			Library Facility	130	45	23	2		2.71	
			Counseling Activity	141	43	16			2.78	
			Discipline Standards	117	50	23	10		2.62	
			How about Ad-on Courses	120	44	21	15		2.61	
			Student-Staff Relationship	140	32	23	5		2.72	
			Hostel Facilities	127	43	18	12		2.66	
			Transport Facilities	128	52	19	1		2.72	
			Recreational Facilities	120	42	28	10		2.62	
			Extra-Curricular Activities	135	32	23	10		2.68	
			Interaction with Administration	142	35	23			2.76	
			AVERAGE				1813	589	320	

Signature



FEEDBACK CONSOLIDATION

ACADEMIC YEAR

2018 - 2019



Action taken report for the Analysis of Feedback Collected from various stakeholders, such as Students, Teachers, Employers, Alumni on the academic performance and ambience of the institution during Academic year 2018-2019

Department of Biotechnology



Date: 05.08.2019

Feedback Collected from	Number responses	of	Suggestions
Faculty	7		Wi-Fi facility is required at staff room
Students	92		Need more coaching class for problem solving skills
Alumni	27		More core company placement should be arranged for students
Employers	2		-


Prepared by


HOD-BT


Principal
Principal
Arunai Engineering College
Tiruvannamalai - 606 603

	ARUNAI ENGINEERING COLLEGE QUALITY PROCESS DESCRIPTION FORM FOR TEACHING EVALUATION BY FACULTY Standard: ISO 9001:2015		Format : F-FDB-06 Version : 01
---	---	---	---

Teaching Faculty Feedback Analysis


Department of Chemical Engineering

Academic Year: 2018-2019



Academic performance measured through teaching – learning process, curriculum plan and implementation, ambience of the institution, governance.

S.NO	Details	Avg Score (Out of 5)
1	Aims and objectives of the syllabus are well defined and clear.	4.2
2	The course/syllabus of this course increased my knowledge and perspective in the subject area	4.3
3	The curriculum is sufficient to cover the programme/ course outcomes.	4.4
4	The timely coverage of the syllabus is possible in the mentioned number of hours.	4.5
5	I have the freedom to adopt new techniques/education tools /strategies in teaching	4.0
6	Good facility and encouragement are available	4.5
7	The library is well equipped	4.2
8	The infrastructure available in the college/ department is excellent and efficiently used	4.1
9	Classroom Facilities are adequately good (LCD/Audio/Computer/Seating Arrangement etc)	4.0
10	Rest rooms, toilets, laboratory, playground, classrooms are clean and well maintained.	4.5
11	Authorities are approachable and accessible	4.1
12	The work distribution is fair and work load is reasonable in the department	4.3
13	There is a recognition/ appraisal system/ Incentive/ Appreciation of the individual work.	4.1

Suggestions for improvement: Nil

HOD-CHEMICAL

	ARUNAI ENGINEERING COLLEGE QUALITY PROCESS DESCRIPTION FORM FOR TEACHING EVALUATION BY STUDENTS Standard: ISO 9001:2015		Format : F-FDB-02 Version : 01
---	--	---	---

STUDENTS CONSOLIDATED FEEDBACK ON FACULTY


Date: 17.2.2019.

ACADEMIC YEAR: 2018-19

Criteria/Subject code	CH 8791	CH 8701	CH 8071	GE 8077	OME 752							
PLANNING AND ORGANISATION	5	5	4	5	4							
PRESENTATION / COMMUNICATION	5	5	5	4	5							
STUDENTS PARTICIPATION	4	5	4	5	5							
CLASS MANAGEMENT / ASSESSMENT OF STUDENTS	4	4	4	5	5							
OVERALL RATING	4	5	5	5	5							
ASSESSMENT IN PERCENTAGE	5	4	4	5	3							
AVERAGE % (SATISFACTION INDEX) : 83.33 %												

Description:-	Excellent	-	Very Good	-	Good	-	Fair	-	Poor
Rating Point:-	5		4		3		2		1

M


HOD/CHEMICAL



ARUNAI ENGINEERING COLLEGE
QUALITY PROCESS DESCRIPTION
Standard: ISO 9001:2015
2018-2019



CONSOLIDATED ALUMNI FEEDBACK

S.No	Suggestion given by Alumni
1	Provide placement training and practice opportunities.

Prepared By

HOD-CHEMICAL

Principal

Arunai Engineering College
Tiruvannamalai - 606 603



ARUNAI ENGINEERING COLLEGE
QUALITY PROCESS DESCRIPTION
Standard: ISO 9001:2015
2018-2019



CONSOLIDATED EMPLOYERS FEEDBACK

S.No	Suggestion given by Alumni
1	Establishing internship programs to provide real-world experience

Prepared By

HOD-CHEMICAL

Principal

Arunai Engineering College
Tiruvannamalai - 606 603



Analysis of Feedback Collected from various stakeholders, such as Students, Teachers, Employers, Alumni on the academic performance and ambience of the institution during Academic year 2018-19

Department of Civil Engineering

Date: 13.03.2019

Feedback Collected from	Number of responses	Suggestions
Faculty	9	Faculty should be permitted to use new teaching techniques and strategies such as using ICT and so on.
Students	85	Recent trends in research and industries must be shared among students and staff members.
Alumni	38	To create awareness about environment for the sustainable growth by using non-degradable waste as infill material in the structure.
Employers	4	To fill up the curriculum gap between Institution and industry.

P. Gayathri
Prepared By

Hatharal
HOD/CIVIL
HEAD OF THE DEPARTMENT
DEPT. OF CIVIL ENGINEERING
ARUNAI ENGINEERING COLLEGE
TIRUVANNAMALAI - 606 603

[Signature]
PRINCIPAL
Principal
Arunai Engineering College
Tiruvannamalai - 606 603



ARUNAI ENGINEERING COLLEGE
QUALITY PROCESS DESCRIPTION
FORM FOR TEACHING EVALUATION BY FACULTY
Standard: ISO 9001:2015



Format : F-FDB-06
Version : 01

Teaching Faculty Feedback Analysis
Department of Civil

Academic Year: 2018-2019

Academic performance measured through teaching – learning process, curriculum plan and implementation, ambience of the institution, governance

S.NO	Details	Avg Score (Out of 5)
1	Aims and objectives of the syllabus are well defined and clear.	4.1
2	The course/syllabus of this course increased my knowledge and perspective in the subject area.	4.3
3	The curriculum is sufficient to cover the programme / course outcomes.	4.2
4	The timely coverage of the syllabus is possible in the mentioned number of hours.	4.4
5	I have the freedom to adopt new techniques/education tools /strategies in teaching	4.5
6	Good facility and encouragement are available	4.2
7	The library is well equipped	4.2
8	The infrastructure available in the college/ department is excellent and efficiently used	4.0
9	Classroom Facilities are adequately good (LCD/Audio/Computer/Seating Arrangement etc.)	4.6
10	Rest rooms, toilets, laboratory, playground, classrooms are clean and well maintained.	4.2
11	Authorities are approachable and accessible	4.3
12	The work distribution is fair and work load is reasonable in the department	4.4
13	There is a recognition/ appraisal system / Incentive/ Appreciation of the individual work.	4.5

Suggestions for improvement: Kindly provide some extra funds for conducting department oriented FDP'S and others.

Hattamal
HOD-CIVIL



ARUNAI ENGINEERING COLLEGE
QUALITY PROCESS DESCRIPTION
FORM FOR TEACHING EVALUATION BY STUDENTS
Standard: ISO 9001:2015



Format : F-FDB-02
Version : 01

STUDENTS CONSOLIDATED FEEDBACK ON FACULTY

Date: 8/10/18

ACADEMIC YEAR: 2018-19

Criteria/Subject code	CE820	CE8302	CE835	CE83A1	CE8392	MAS3C3						
PLANNING AND ORGANISATION	4.40	4.09	4.19	3.99	4.49	4.23						
PRESENTATION / COMMUNICATION	4.22	4.14	4.26	3.86	4.54	4.02						
STUDENTS PARTICIPATION	4.29	4.15	4.13	3.95	4.19	4.15						
CLASS MANAGEMENT / ASSESSMENT OF STUDENTS	4.22	4.18	4.35	4.13	4.13	4.08						
OVERALL RATING	4.28	4.12	4.3	3.98	4.34	4.12						
ASSESSMENT IN PERCENTAGE	85.6%	82.4%	86%	79.6%	86.8%	82.4%						
AVERAGE % (SATISFACTION INDEX) : 83.8%												

Description:-	Excellent	-	Very Good	-	Good	-	Fair	-	Poor
Rating Point:-	5		4		3		2		1

Rathnasel
HOD/CIVIL



ARUNAI ENGINEERING COLLEGE
QUALITY PROCESS DESCRIPTION
FORM FOR TEACHING EVALUATION BY STUDENTS
Standard: ISO 9001:2015



Format : F-FDB-02
Version : 01

STUDENTS CONSOLIDATED FEEDBACK ON FACULTY

Date: 10/10/2018

ACADEMIC YEAR: 2018-19

Criteria/Subject code	CE6501	CE6502	CE6503	CE6504	CE6505	CE6506						
PLANNING AND ORGANISATION	4.75	3.79	4.24	4.02	3.92	4.14						
PRESENTATION / COMMUNICATION	4.65	3.66	4.40	4.24	3.95	4.09						
STUDENTS PARTICIPATION	4.62	3.75	4.33	4.35	4.08	4.15						
CLASS MANAGEMENT / ASSESSMENT OF STUDENTS	4.79	3.86	4.21	4.18	3.86	4.18						
OVERALL RATING	4.7	3.77	4.31	4.2	3.95	4.12						
ASSESSMENT IN PERCENTAGE	94%	75.4%	86.2%	84%	79%	82.4%						
AVERAGE % (SATISFACTION INDEX) : 83.5%												

Description:-	Excellent	-	Very Good	-	Good	-	Fair	-	Poor
Rating Point:-	5		4		3		2		1

K. Ramesh
HOD/CIVIL



ARUNAI ENGINEERING COLLEGE
QUALITY PROCESS DESCRIPTION
FORM FOR TEACHING EVALUATION BY STUDENTS
Standard: ISO 9001:2015



Format : F-FDB-02
Version : 01

STUDENTS CONSOLIDATED FEEDBACK ON FACULTY

SEC - A

Date: 9/10/18

ACADEMIC YEAR: 2018-19

Criteria/Subject code	CE6701	CE6702	CE6703	CE6704	CE6008	EN6801						
PLANNING AND ORGANISATION	4.29	4.15	3.96	4.15	4.35	4.11						
PRESENTATION / COMMUNICATION	4.40	4.08	3.82	4.10	4.31	3.96						
STUDENTS PARTICIPATION	4.35	4.23	3.85	4.26	4.38	4.13						
CLASS MANAGEMENT / ASSESSMENT OF STUDENTS	4.39	4.02	3.84	4.38	4.39	4.17						
OVERALL RATING	4.35	4.12	3.86	4.22	4.35	4.09						
ASSESSMENT IN PERCENTAGE	87.0%	82.4%	77.2%	84.4%	87%	81.8%						
AVERAGE % (SATISFACTION INDEX) : 83.3%												

Description:-	Excellent	-	Very Good	-	Good	-	Fair	-	Poor
Rating Point:-	5		4		3		2		1

Kathiravel
HOD/CIVIL



ARUNAI ENGINEERING COLLEGE
QUALITY PROCESS DESCRIPTION
FORM FOR TEACHING EVALUATION BY STUDENTS
Standard: ISO 9001:2015



Format : F-FDB-02
Version : 01

STUDENTS CONSOLIDATED FEEDBACK ON FACULTY
SEC - B

Date: 9/10/18

ACADEMIC YEAR: 2018-19

Criteria/Subject code	CE6901	CE6702	CE6703	CE6704	CE6008	EN6501						
PLANNING AND ORGANISATION	3.97	4.35	4.21	4.12	3.69	4.24						
PRESENTATION / COMMUNICATION	4.09	4.16	4.09	3.97	3.72	4.29						
STUDENTS PARTICIPATION	3.93	4.29	4.12	4.09	3.82	4.33						
CLASS MANAGEMENT / ASSESSMENT OF STUDENTS	3.86	4.12	4.11	4.11	3.70	4.40						
OVERALL RATING	3.96	4.23	4.13	4.07	3.73	4.32						
ASSESSMENT IN PERCENTAGE	79.2%	84.6%	82.6%	81.4%	74.6%	86.4%						
AVERAGE % (SATISFACTION INDEX) : 81.46%												

Description:-	Excellent	-	Very Good	-	Good	-	Fair	-	Poor
Rating Point:-	5		4		3		2		1

K. Sathyanarayanan
HOD/CIVIL



ARUNAI ENGINEERING COLLEGE
QUALITY PROCESS DESCRIPTION
FORM FOR TEACHING EVALUATION BY STUDENTS
Standard: ISO 9001:2015



Format : F-FDB-02
Version : 01

STUDENTS CONSOLIDATED FEEDBACK ON FACULTY

Date: 4/3/19

ACADEMIC YEAR: 2018-19

Criteria/Subject code	CE8401	CE8402	CE8403	CE8404	CE8409	MA8491						
PLANNING AND ORGANISATION	3.85	4.15	3.89	4.05	4.09	3.69						
PRESENTATION / COMMUNICATION	3.99	4.18	4.05	3.98	3.92	3.78						
STUDENTS PARTICIPATION	3.92	4.29	3.92	4.29	3.89	3.65						
CLASS MANAGEMENT / ASSESSMENT OF STUDENTS	3.99	4.05	3.85	4.15	4.02	3.94						
OVERALL RATING	3.89	4.17	3.93	4.12	3.98	3.77						
ASSESSMENT IN PERCENTAGE	77.8%	83.4%	78.6%	82.4%	79.6%	75.4%						
AVERAGE % (SATISFACTION INDEX) : 79.53%												

Description:-	Excellent	-	Very Good	-	Good	-	Fair	-	Poor
Rating Point:-	5		4		3		2		1

Kathiravel
HOD/CIVIL



ARUNAI ENGINEERING COLLEGE
QUALITY PROCESS DESCRIPTION
FORM FOR TEACHING EVALUATION BY STUDENTS
Standard: ISO 9001:2015



Format : F-FDB-02
Version : 01

STUDENTS CONSOLIDATED FEEDBACK ON FACULTY

Date: 5/3/19

ACADEMIC YEAR: 2018-19

Criteria/Subject code	CE1601	CE1602	CE1603	CE1604	CE1605	IE1602						
PLANNING AND ORGANISATION	4.14	4.03	3.85	4.08	4.14	4.62						
PRESENTATION / COMMUNICATION	4.19	4.23	3.97	4.21	4.04	4.69						
STUDENTS PARTICIPATION	4.01	4.20	3.89	4.22	3.99	4.59						
CLASS MANAGEMENT / ASSESSMENT OF STUDENTS	4.08	4.34	3.94	4.34	4.22	4.5						
OVERALL RATING	4.10	4.20	3.91	4.21	4.08	4.6						
ASSESSMENT IN PERCENTAGE	82%	84%	78.2%	84.2%	81.6%	92%						
AVERAGE % (SATISFACTION INDEX) : 83.66%												

Description:-	Excellent	-	Very Good	-	Good	-	Fair	-	Poor
Rating Point:-	5		4		3		2		1

Kattaraj
HOD/CIVIL



ARUNAI ENGINEERING COLLEGE
QUALITY PROCESS DESCRIPTION
FORM FOR TEACHING EVALUATION BY STUDENTS
Standard: ISO 9001:2015



Format : F-FDB-02
Version : 01

STUDENTS CONSOLIDATED FEEDBACK ON FACULTY

SEC - A

Date: 6/3/19

ACADEMIC YEAR: 2018-19

Criteria/Subject code	CE604	CE602	MG6851							
PLANNING AND ORGANISATION	4.39	4.29	4.09							
PRESENTATION / COMMUNICATION	4.60	4.42	4.15							
STUDENTS PARTICIPATION	4.35	4.35	4.04							
CLASS MANAGEMENT / ASSESSMENT OF STUDENTS	4.42	4.45	4.23							
OVERALL RATING	4.44	4.38	4.13							
ASSESSMENT IN PERCENTAGE	88.8%	87.6%	82.6%							
AVERAGE % (SATISFACTION INDEX) : 86.33%										

Description:-	Excellent	-	Very Good	-	Good	-	Fair	-	Poor
Rating Point:-	5		4		3		2		1

Kathiravel

HOD/CIVIL



ARUNAI ENGINEERING COLLEGE
QUALITY PROCESS DESCRIPTION
FORM FOR TEACHING EVALUATION BY STUDENTS
Standard: ISO 9001:2015



Format : F-FDB-02
Version : 01

STUDENTS CONSOLIDATED FEEDBACK ON FACULTY

SEC - B

Date: 6/3/19

ACADEMIC YEAR: 2018-19

Criteria/Subject code	CE 6016	CE 6021	MG 6851									
PLANNING AND ORGANISATION	4.56	4.50	4.38									
PRESENTATION / COMMUNICATION	4.4	4.35	4.25									
STUDENTS PARTICIPATION	4.4	4.25	4.22									
CLASS MANAGEMENT / ASSESSMENT OF STUDENTS	4.48	4.49	4.35									
OVERALL RATING	4.46	4.40	4.30									
ASSESSMENT IN PERCENTAGE	89.2%	88%	86%									
AVERAGE % (SATISFACTION INDEX) : 87.73%												

Description:-	Excellent	-	Very Good	-	Good	-	Fair	-	Poor
Rating Point:-	5		4		3		2		1

Rathnasel
HOD/CIVIL



Analysis of Feedback from Alumni on the academic performance and ambience of the institution during Academic year 2018-19

Department of Civil Engineering

Date: 13.03.2019

S.No.	Suggestions given by Alumni
1	To create awareness about environment for the sustainable growth by using non-degradable waste as infill material in the structure.

P. Gayatri
Prepared By

ffatharal
HOD/CIVIL
HEAD OF THE DEPARTMENT
DEPT. OF CIVIL ENGINEERING
ARUNAI ENGINEERING COLLEGE
TIRUVANNAMALAI - 606 603

[Signature]
PRINCIPAL
Principal
Arunai Engineering College
Tiruvannamalai - 606 603



Analysis of Feedback from Employers on the academic performance and ambience of the institution during Academic year 2018-19

Department of Civil Engineering

Date: 13.03.2019

S.No.	Suggestions given by Employers
1	To fill up the curriculum gap between Institution and industry.

P. Jayaram
Prepared By

Hatharaj
HOD/CIVIL
HEAD OF THE DEPARTMENT
DEPT. OF CIVIL ENGINEERING
ARUNAI ENGINEERING COLLEGE
TIRUVANNAMALAI - 606 603

[Signature]
PRINCIPAL
Principal
Arunai Engineering College
Tiruvannamalai - 606 603



ARUNAI ENGINEERING COLLEGE
QUALITY PROCESS DESCRIPTION
ACTION TAKEN ON FEEDBACK ANALYSIS
Standard: ISO 9001:2015



Format : F-FDB-02
Version : 01

Consolidated Analysis of Feedback Collected from various stakeholders, such as Students, Teachers, Employers, Alumni on the academic performance and ambience of the institution during Academic year 2018 – 19

Department of Computer Science and Engineering

Feedback Collected from	Number of responses	Suggestions
Faculty	10	Faculty must have practical exposure by attending FDP
Students	120	Conduct co-curricular activities for the students from the department
Alumni	10	Give the aware on importance of soft skills for the students
Employers	-	-


Prepared By


Principal
Arunai Engineering College
Tiruvannamalai - 606 603


HOD-CSE



ARUNAI ENGINEERING COLLEGE
QUALITY PROCESS DESCRIPTION
FORM FOR TEACHING EVALUATION BY FACULTY
Standard: ISO 9001:2015



Format : F-FDB-06
Version : 01

Teaching Faculty Feedback Analysis
Department of Computer Science and Engineering

Academic Year : 2018-2019

Academic performance measured through teaching – learning process , curriculum plan and implementation , ambience of the institution, governance

S.NO	Details	Avg Score (Out of 5)
1	Aims and objectives of the syllabus are well defined and clear.	4.5
2	The course/syllabus of this course increased my knowledge and perspective in the subject area.	4.3
3	The curriculum is sufficient to cover the programme / course outcomes.	4.0
4	The timely coverage of the syllabus is possible in the mentioned number of hours.	4.1
5	I have the freedom to adopt new techniques/education tools /strategies in teaching	4.2
6	Good facility and encouragement are available	4.3
7	The library is well equipped	4.8
8	The infrastructure available in the college/ department is excellent and efficiently used	4.2
9	Classroom Facilities are adequately good (LCD/Audio/Computer/Seating Arrangement etc)	4.5
10	Rest rooms, toilets, laboratory, playground, classrooms are clean and well maintained.	4.8
11	Authorities are approachable and accessible	4.3
12	The work distribution is fair and work load is reasonable in the department	4.6
13	There is a recognition/ appraisal system / Incentive/ Appreciation of the individual work.	4.0

Suggestions for improvement: Additional System required in the staff room, Faculty must attend FDP to get more exposure to current technologies


HOD-CSE



Teaching Faculty Feedback Analysis
 Department of Electronics and Communication Engineering

Academic Year :2018-2019

Academic performance measured through teaching – learning process, curriculum plan and implementation, ambience of the institution, governance

S.NO	Details	Avg Score (Out of 5)
1	Aims and objectives of the syllabus are well defined and clear.	4.3
2	The course syllabus of this course increased my knowledge and perspective in the subject area.	4.4
3	The curriculum is sufficient to cover the programme / course outcomes.	4.1
4	The timely coverage of the syllabus is possible in the mentioned number of hours.	3.9
5	I have the freedom to adopt new techniques/education tools /strategies in teaching	3.9
6	Good facility and encouragement are available	4.1
7	The library is well equipped	4.8
8	The infrastructure available in the college/ department is excellent and efficiently used	4.1
9	Classroom Facilities are adequately good (LCD/Audio/Computer/Seating Arrangement etc)	4.2
10	Rest rooms, toilets, laboratory, playground, classrooms are clean and well maintained.	4.7
11	Authorities are approachable and accessible	4.4
12	The work distribution is fair and work load is reasonable in the department	4.3
13	There is a recognition/ appraisal system / Incentive/ Appreciation of the individual work.	4.1

Principal

Suggestions for improvement:

Arunai Engineering College
 Tiruvannamalai - 606 603

Students must be trained properly
 before attending Interview.

DR. S. SELANGO B.E., M.E., Ph.D.
 Professor & Head
 Dept. of Electronics and Communication Engg.
 Arunai Engineering College,
 Tiruvannamalai-606 603.



ARUNAI ENGINEERING COLLEGE
QUALITY PROCESS DESCRIPTION
FORM FOR TEACHING EVALUATION BY STUDENTS
Standard: ISO 9001:2015



Format : F-FDB-02
Version : 01

STUDENTS CONSOLIDATED FEEDBACK ON FACULTY

Date: 22.10.2018

ACADEMIC YEAR: 2018-19 *II YEAR / III SEM*

Criteria/Subject code	EC8393	EC 8351	EC8352	EC8352	EC8392	MA8352						
PLANNING AND ORGANISATION	4	5	4	5	4	4						
PRESENTATION / COMMUNICATION	5	5	3	3	4	4						
STUDENTS PARTICIPATION	5	3	4	5	4	5						
CLASS MANAGEMENT / ASSESSMENT OF STUDENTS	3	4	5	3	4	4						
OVERALL RATING	4	4	4	3	4	4						
ASSESMENT IN PERCENTAGE	5	4	3	4	5	3						
AVERAGE % (SATISFACTION INDEX) : 83.33 %												

Description:-	Excellent	-	Very Good	-	Good	-	Fair	-	Poor
Rating Point:-	5		4		3		2		1

[Signature]
Principal

Arunai Engineering College
Tiruvannamalai - 606 603

[Signature]
Dr. S. ELANGO Head
 Dept of Electronics and Communication
 Arunai Engineering College
 Tiruvannamalai-606 603



ARUNAI ENGINEERING COLLEGE
QUALITY PROCESS DESCRIPTION
FORM FOR TEACHING EVALUATION BY STUDENTS
Standard: ISO 9001:2015



Format : F-FDB-02
Version : 01

STUDENTS CONSOLIDATED FEEDBACK ON FACULTY

Date: 22.10.2018

ACADEMIC YEAR: 2018-19 *III YEAR / IV SEM*

Criteria/Subject code	EC6501	EC6502	EC6503	EC6504	GE6351						
PLANNING AND ORGANISATION	5	4	4	5	4						
PRESENTATION / COMMUNICATION	5	5	5	4	5						
STUDENTS PARTICIPATION	3	5	3	3	4						
CLASS MANAGEMENT / ASSESSMENT OF STUDENTS	4	3	3	4	3						
OVERALL RATING	4	4	4	5	4						
ASSESSMENT IN PERCENTAGE	4	5	3	4	3						
AVERAGE % (SATISFACTION INDEX) : 83.33 %											

Description:-	Excellent	-	Very Good	-	Good	-	Fair	-	Poor
Rating Point:-	5		4		3		2		1

Principal
 Arunai Engineering College
 Tiruvannamalai - 606 603

Dr. S. ELANGO B.E., M.E., Ph.D.
PROFESSOR
 Dept of Electronics and Communication Engg
 Arunai Engineering College
 Tiruvannamalai-606 603.



ARUNAI ENGINEERING COLLEGE
QUALITY PROCESS DESCRIPTION
FORM FOR TEACHING EVALUATION BY STUDENTS
Standard: ISO 9001:2015



Format : F-FDB-02
Version : 01

STUDENTS CONSOLIDATED FEEDBACK ON FACULTY

Date: 22.10.2018

ACADEMIC YEAR: 2018-19 - IV YEAR - VII SEM

Criteria/Subject code	EC6701	EC6702	EC6703	IT6005	EC6011	EC6014						
PLANNING AND ORGANISATION	4	3	5	4	4	3						
PRESENTATION / COMMUNICATION	5	4	4	5	5	5						
STUDENTS PARTICIPATION	3	5	3	3	4	4						
CLASS MANAGEMENT / ASSESSMENT OF STUDENTS	4	4	3	4	4	5						
OVERALL RATING	4	3	4	4	3	4						
ASSESSMENT IN PERCENTAGE	4	4	4	5	4	4						
AVERAGE % (SATISFACTION INDEX) : 83.33 %												

Description:-	Excellent	-	Very Good	-	Good	-	Fair	-	Poor
Rating Point:-	5		4		3		2		1

Principal

Arunai Engineering College
 Tiruvannamalai - 606 603

Dr. S. ELANGO, M.T.P.,
 Professor & Head
 Dept. of Electronics and Communication Engg.
 Arunai Engineering College,
 Tiruvannamalai-606 603



ARUNAI ENGINEERING COLLEGE, TIRUVANNAMALAI – 606 603

DEPARTMENT OF ELECTRONICS & COMMUNICATION ENGINEERING



CONSOLIDATED ALUMNI FEEDBACK(2018-2019)

S.NO	Suggestion given by Alumni
1	Encourage the students to give seminars so that they can improve their presentation skills.


Prepared by


HOD/ECE
Dr. S. ELANGO B.E., M.E., Ph.D.,
Professor & Head
Dept. of Electronics and Communication Engg.
Arunai Engineering College,
Tiruvannamalai-606 603.


PRINCIPAL
Principal
Arunai Engineering College
Tiruvannamalai - 606 603



ARUNAI ENGINEERING COLLEGE, TIRUVANNAMALAI – 606 603



DEPARTMENT OF ELECTRONICS & COMMUNICATION ENGINEERING

CONSOLIDATED EMPLOYER FEEDBACK(2018-2019)

S.NO	Suggestion given by Employer
1	Student's entrepreneurial abilities should be fostered.


Prepared by


HOD/ECE
Dr. S. ELANGO B.E., M.E., Ph.D.
Professor & Head
Dept. of Electronics and Communication Eng.
Arunai Engineering College,
Tiruvannamalai-606 603.


PRINCIPAL
Principal
Arunai Engineering College
Tiruvannamalai - 606 603



ARUNAI ENGINEERING COLLEGE
QUALITY PROCESS DESCRIPTION
FORM FOR TEACHING EVALUATION BY FACULTY
Standard: ISO 9001:2015



Format : F-FDB-06
Version : 01

Teaching Faculty Feedback Analysis
Department of Electrical and Electronics Engineering

Academic Year :2018-2019

Academic performance measured through teaching – learning process, curriculum plan and implementation, ambience of the institution, governance

S.NO	Details	Avg Score (Out of 5)
1	Aims and objectives of the syllabus are well defined and clear.	4.5
2	The course/syllabus of this course increased my knowledge and perspective in the subject area.	4.3
3	The curriculum is sufficient to cover the programme / course outcomes.	4.0
4	The timely coverage of the syllabus is possible in the mentioned number of hours.	4.8
5	I have the freedom to adopt new techniques/education tools /strategies in teaching	4.8
6	Good facility and encouragement are available	4.3
7	The library is well equipped	4.8
8	The infrastructure available in the college/ department is excellent and efficiently used	4.9
9	Classroom Facilities are adequately good (LCD/Audio/Computer/Seating Arrangement etc)	4.5
10	Rest rooms, toilets, laboratory, playground, classrooms are clean and well maintained.	4.8
11	Authorities are approachable and accessible	4.2
12	The work distribution is fair and work load is reasonable in the department	4.6
13	There is a recognition/ appraisal system / Incentive/ Appreciation of the individual work.	4.5

Suggestions for improvement: Nil

HOD/EEE



ARUNAI ENGINEERING COLLEGE
QUALITY PROCESS DESCRIPTION
FORM FOR TEACHING EVALUATION BY STUDENTS
Standard: ISO 9001:2015



Format : F-FDB-02
Version : 01

STUDENTS CONSOLIDATED FEEDBACK ON FACULTY

Date: 18.02.2019

ACADEMIC YEAR: 2018-19

Criteria/Subject code	MA 8491	EE 8401	EE 8402	EE 8403	EE 8451	IC 8451						
PLANNING AND ORGANISATION	5	4	5	4	5	5						
PRESENTATION / COMMUNICATION	5	5	4	5	4	5						
STUDENTS PARTICIPATION	5	4	5	4	5	5						
CLASS MANAGEMENT / ASSESSMENT OF STUDENTS	5	4	5	5	4	5						
OVERALL RATING	4	5	5	4	5	4						
ASSESSMENT IN PERCENTAGE	5	4	4	5	5	3						

AVERAGE % (SATISFACTION INDEX) : 83.33 %

Description:-	Excellent	-	Very Good	-	Good	-	Fair	-	Poor
Rating Point:-	5		4		3		2		1

HOD/EEE



ARUNAI ENGINEERING COLLEGE
QUALITY PROCESS DESCRIPTION
FORM FOR TEACHING EVALUATION BY STUDENTS
Standard: ISO 9001:2015



Format : F-FDB-02
Version : 01

STUDENTS CONSOLIDATED FEEDBACK ON FACULTY

Date: 18.02.2019

ACADEMIC YEAR: 2018-19

Criteria/Subject code	EC 6651	EE 6601	EE 6602	EE 6603	EE 6604	EE 6002						
PLANNING AND ORGANISATION	5	4	5	5	5	5						
PRESENTATION / COMMUNICATION	3	4	4	4	3	4						
STUDENTS PARTICIPATION	4	5	5	5	4	5						
CLASS MANAGEMENT / ASSESSMENT OF STUDENTS	5	4	5	4	5	4						
OVERALL RATING	3	5	4	5	5	4						
ASSESMENT IN PERCENTAGE	5	5	4	5	5	5						
AVERAGE % (SATISFACTION INDEX) : 83.33 %												
Description:-	Excellent	-	Very Good	-	Good	-	Fair	-	Poor			
Rating Point:-	5		4		3		2		1			

AA

[Signature]

HOD/EEE



ARUNAI ENGINEERING COLLEGE
QUALITY PROCESS DESCRIPTION
FORM FOR TEACHING EVALUATION BY STUDENTS
Standard: ISO 9001:2015



Format : F-FDB-02
Version : 01

STUDENTS CONSOLIDATED FEEDBACK ON FACULTY

Date: 18.02.2019

ACADEMIC YEAR: 2018-19

Criteria/Subject code	EE 6801	EE 6010	GE 6075										
PLANNING AND ORGANISATION	4	5	4										
PRESENTATION / COMMUNICATION	5	4	5										
STUDENTS PARTICIPATION	5	5	5										
CLASS MANAGEMENT / ASSESSMENT OF STUDENTS	4	5	4										
OVERALL RATING	5	5	5										
ASSESSMENT IN PERCENTAGE	4	4	4										
AVERAGE % (SATISFACTION INDEX) : 83.33 %													

Description:-	Excellent	-	Very Good	-	Good	-	Fair	-	Poor
Rating Point:-	5		4		3		2		1

HOD/EEE



ARUNAI ENGINEERING COLLEGE
QUALITY PROCESS DESCRIPTION
Standard: ISO 9001:2015
2018-2019



CONSOLIDATED ALUMNI FEEDBACK

S.No	Suggestion given by Alumni
1	Placement training and practices should be provide


Prepared By


HOD-EEE


Principal
Arunai Engineering College
Tiruvannamalai - 606 603



ARUNAI ENGINEERING COLLEGE
QUALITY PROCESS DESCRIPTION
Standard: ISO 9001:2015
2018-2019



CONSOLIDATED EMPLOYERS FEEDBACK

S.No	Suggestion given by Alumni
1	Enhance awareness about new technologies


Prepared By


HOD-EEE


Principal

Arunai Engineering College
Tiruvannamalai - 606 603



ARUNAI ENGINEERING COLLEGE
QUALITY PROCESS DESCRIPTION
FORM FOR TEACHING EVALUATION BY STUDENTS
 Standard: ISO 9001:2015



Format : F-FDB-02
Version : 01

STUDENTS CONSOLIDATED FEEDBACK ON FACULTY

ACADEMIC YEAR: 2018-19 / ODD Sem

B.E / Bio Tech.

Criteria/Subject code	HS 8151	MA 8151	PH 8151	CY 8151	GE 8151	GE 8152						
PLANNING AND ORGANISATION	4.40	4.09	4.19	3.99	4.49	4.23						
PRESENTATION / COMMUNICATION	4.22	4.14	4.22	3.86	4.54	4.02						
STUDENTS PARTICIPATION	4.29	4.15	4.13	3.95	4.19	4.15						
CLASS MANAGEMENT / ASSESSMENT OF STUDENTS	4.22	4.18	4.35	4.13	4.13	4.08						
OVERALL RATING	4.28	4.12	4.3	3.98	4.34	4.12						
ASSESSMENT IN PERCENTAGE	85.6%	82.4%	86%	79.6%	86.8%	82.4%						
AVERAGE % (SATISFACTION INDEX) : 83.33. %												

Description:-	Excellent	-	Very Good	-	Good	-	Fair	-	Poor
Rating Point:-	5		4		3		2		1

Signature with date			
Name	S. RAMAMOORTHY	DR. M. RAVICHANDRAN	
Feedback Collected by		HOD	



ARUNAI ENGINEERING COLLEGE
QUALITY PROCESS DESCRIPTION
FORM FOR TEACHING EVALUATION BY STUDENTS
Standard: ISO 9001:2015



Format : F-FDB-02
Version : 01

STUDENTS CONSOLIDATED FEEDBACK ON FACULTY

ACADEMIC YEAR: 2018-19 / odd Sem

B.E / ECE

Criteria/Subject code	HS 8151	MA 8151	PH 8151	CY 8151	CG 8151	CE 8152							
PLANNING AND ORGANISATION													
	3.85	4.15	3.89	4.05	4.09	3.69							
PRESENTATION / COMMUNICATION													
	3.99	4.18	4.05	3.98	3.92	3.28							
STUDENTS PARTICIPATION													
	3.92	4.29	3.92	4.29	3.89	3.65							
CLASS MANAGEMENT / ASSESSMENT OF STUDENTS													
	3.99	4.05	3.85	4.45	4.02	3.94							
OVERALL RATING													
	3.89	4.19	3.93	4.12	3.98	3.22							
ASSESSMENT IN PERCENTAGE													
	77.8%	83.4%	78.6%	82.4%	79.6%	75.4%							
AVERAGE % (SATISFACTION INDEX) : 83.33.%													

Description:-	Excellent	-	Very Good	-	Good	-	Fair	-	Poor
Rating Point:-	5		4		3		2		1

Signature with date			
Name	S. RAMAMOORTHY	DR. M. RAVICHANDRAN	
Feedback Collected by		HOD	



ARUNAI ENGINEERING COLLEGE
QUALITY PROCESS DESCRIPTION
FORM FOR TEACHING EVALUATION BY STUDENTS
 Standard: ISO 9001:2015



Format : F-FDB-02
Version : 01

STUDENTS CONSOLIDATED FEEDBACK ON FACULTY

ACADEMIC YEAR: 2018-19 / Odd Sem.

B.E / Mechanical

Criteria/Subject code	HS 8151	MA 8151	PH 8151	CY 8151	GE 8151	GE 8152						
PLANNING AND ORGANISATION	4.75	3.79	4.24	4.02	3.92	4.14						
PRESENTATION / COMMUNICATION	4.65	3.66	4.40	4.24	3.95	4.09						
STUDENTS PARTICIPATION	4.62	3.75	4.33	4.35	4.08	4.15						
CLASS MANAGEMENT / ASSESSMENT OF STUDENTS	4.79	3.86	4.26	4.18	3.86	4.18						
OVERALL RATING	4.7	3.77	4.31	4.2	3.95	4.12						
ASSESSMENT IN PERCENTAGE	94%	75.4%	86.2%	84%	79%	82.4%						
AVERAGE % (SATISFACTION INDEX) : 83.33 %												

Description:-	Excellent	-	Very Good	-	Good	-	Fair	-	Poor
Rating Point:-	5		4		3		2		1

Signature with date			
Name	S.RAMA MOORTHY	DR. M. RAVICHANDRAN	
Feedback Collected by		HOD	



ARUNAI ENGINEERING COLLEGE
QUALITY PROCESS DESCRIPTION
FORM FOR TEACHING EVALUATION BY STUDENTS
 Standard: ISO 9001:2015



Format : F-FDB-02
Version : 01

STUDENTS CONSOLIDATED FEEDBACK ON FACULTY

ACADEMIC YEAR: 2018-19 / odd sem.

B.E / C.S.G.

Criteria/Subject code	HS 8151	MA 8151	PH 8151	CY 8151	CE 8151	GE 8152							
PLANNING AND ORGANISATION	4.29	4.15	3.96	4.15	4.35	4.11							
PRESENTATION / COMMUNICATION	4.40	4.08	3.82	4.10	4.31	3.96							
STUDENTS PARTICIPATION	4.35	4.23	3.85	4.26	4.38	4.13							
CLASS MANAGEMENT / ASSESSMENT OF STUDENTS	4.39	4.02	3.84	4.38	4.39	4.17							
OVERALL RATING	4.35	4.12	3.86	4.22	4.35	4.09							
ASSESSMENT IN PERCENTAGE	87%	82.4%	77.2%	84.4%	87%	81.8%							
AVERAGE % (SATISFACTION INDEX) : 83.33%													

Description:-	Excellent	-	Very Good	-	Good	-	Fair	-	Poor
Rating Point:-	5		4		3		2		1

Signature with date			
Name	S. RAMAMURTHY	DR. M. RAVICHANDRAM.	
Feedback Collected by		HOD	



ARUNAI ENGINEERING COLLEGE
QUALITY PROCESS DESCRIPTION
FORM FOR TEACHING EVALUATION BY STUDENTS
 Standard: ISO 9001:2015



Format : F-FDB-02
Version : 01

STUDENTS CONSOLIDATED FEEDBACK ON FACULTY

ACADEMIC YEAR: 2018-19 / odd Sem.

B.E / civil

Criteria/Subject code	HS 8151	MA 8151	PH 8151	CY 8151	GE 8151	GE 8152						
PLANNING AND ORGANISATION	3.97	4.35	4.21	4.12	3.69	4.24						
PRESENTATION / COMMUNICATION	4.09	4.16	4.09	3.97	3.72	4.19						
STUDENTS PARTICIPATION	3.93	4.29	4.12	4.09	3.82	4.33						
CLASS MANAGEMENT / ASSESSMENT OF STUDENTS	3.86	4.12	4.11	4.11	3.70	4.40						
OVERALL RATING	3.96	4.23	4.13	4.09	3.73	4.32						
ASSESSMENT IN PERCENTAGE	79.2%	84.6%	82.6%	81.4%	74.6%	86.4%						
AVERAGE % (SATISFACTION INDEX) : 83.33.%												

Description:-	Excellent	-	Very Good	-	Good	-	Fair	-	Poor
Rating Point:-	5		4		3		2		1

Signature with date			
Name	S. RAMAMURTHY	DR. M. RAVICHANDRAN	
	Feedback Collected by	HOD	



ARUNAI ENGINEERING COLLEGE
- QUALITY PROCESS DESCRIPTION
FORM FOR TEACHING EVALUATION BY STUDENTS
 Standard: ISO 9001:2015



Format : F-FDB-02
Version : 01

STUDENTS CONSOLIDATED FEEDBACK ON FACULTY

ACADEMIC YEAR: 2018-19 / Even Sem

B.Tech / I.T.

Criteria/Subject code	HS 8251	MA 8251	PH 8252	BE 8255	IT 8201	ES 8251							
PLANNING AND ORGANISATION													
PRESENTATION / COMMUNICATION	5.0	4.09	4.23	4.19	4.49	4.23							
STUDENTS PARTICIPATION	4.24	4.14	4.65	4.22	4.54	4.02							
CLASS MANAGEMENT / ASSESSMENT OF STUDENTS	4.29	4.15	4.02	4.13	4.17	4.65							
OVERALL RATING	4.2	4.18	4.08	4.35	4.13	4.08							
ASSESSMENT IN PERCENTAGE	4.24	4.12	4.12	4.3	4.34	4.12							
	88.2%	82.4%	82.4%	86%	86.8%	82.4%							
AVERAGE % (SATISFACTION INDEX) : 83.33 %													

Description:-	Excellent	-	Very Good	-	Good	-	Fair	-	Poor
Rating Point:-	5		4		3		2		1

Signature with date			
Name	S. RAMAMOORTHY	DR. M. RAVICHANDRAN.	
Feedback Collected by		HOD	



ARUNAI ENGINEERING COLLEGE
- QUALITY PROCESS DESCRIPTION
FORM FOR TEACHING EVALUATION BY STUDENTS
Standard: ISO 9001:2015



Format : F-FDB-02
Version : 01

STUDENTS CONSOLIDATED FEEDBACK ON FACULTY

ACADEMIC YEAR: 2018-19 / Even Sem

B.E / CSE

Criteria/Subject code	HS 8251	GE 8291	PH 8252	HA 8251	BE 8255	IT 8201					
PLANNING AND ORGANISATION	4.29	4.35	4.11	3.96	4.15	4.15					
PRESENTATION / COMMUNICATION	4.40	4.31	3.96	3.82	4.08	4.10					
STUDENTS PARTICIPATION	4.39	4.38	4.13	3.85	4.23	4.26					
CLASS MANAGEMENT / ASSESSMENT OF STUDENTS	4.35	4.39	4.17	3.84	4.02	4.38					
OVERALL RATING	4.39	4.35	4.07	3.86	4.12	4.24					
ASSESSMENT IN PERCENTAGE	87%	87%	81.8%	77.2%	82.4%	84.4%					
AVERAGE % (SATISFACTION INDEX) : 83.33 %											

Description:-	Excellent	-	Very Good	-	Good	-	Fair	-	Poor
Rating Point:-	5		4		3		2		1

Signature with date			
Name	S. RAMAMOORTHY	DR. M. RAVICHANDRAN	
Feedback Collected by		HOD	



ARUNAI ENGINEERING COLLEGE
- QUALITY PROCESS DESCRIPTION
FORM FOR TEACHING EVALUATION BY STUDENTS
Standard: ISO 9001:2015



Format : F-FDB-02
Version : 01

STUDENTS CONSOLIDATED FEEDBACK ON FACULTY

ACADEMIC YEAR: 2018-19 / Even Sem.

B.E/Civil.

Criteria/Subject code	HS 8251	M/A 8251	PH 8201	BE 8251	GE 8291	GE 8292						
PLANNING AND ORGANISATION	4.14	4.03	3.85	4.08	4.14	4.62						
PRESENTATION / COMMUNICATION	4.19	4.23	3.97	4.21	4.04	4.09						
STUDENTS PARTICIPATION	4.01	4.20	3.89	4.22	3.99	4.59						
CLASS MANAGEMENT / ASSESSMENT OF STUDENTS	4.08	4.34	3.94	4.24	4.22	4.5						
OVERALL RATING	4.10	4.20	3.91	4.21	4.08	4.6						
ASSESSMENT IN PERCENTAGE	82%	84%	78.2%	84.2%	81.6%	92%						
AVERAGE % (SATISFACTION INDEX) : 83.33 %												

Description:-	Excellent	-	Very Good	-	Good	-	Fair	-	Poor
Rating Point:-	5		4		3		2		1

Signature with date			
Name	S. RAMAMOORTHY	DR. M. RAVICHANDRAN	
	Feedback Collected by	HOD	



ARUNAI ENGINEERING COLLEGE
- QUALITY PROCESS DESCRIPTION
FORM FOR TEACHING EVALUATION BY STUDENTS
 Standard: ISO 9001:2015



Format : F-FDB-02
Version : 01

STUDENTS CONSOLIDATED FEEDBACK ON FACULTY

ACADEMIC YEAR: 2018-19 / Even Sem.

B.Tech / Chemical

Criteria/Subject code	HS 8251	MA 8251	PH 8254	CY 8272	BE 8256	CH 8201							
PLANNING AND ORGANISATION	4.39	4.29	4.09	4.4	4.6	4.4							
PRESENTATION / COMMUNICATION	4.60	4.42	4.65	5.0	4.8	4.6							
STUDENTS PARTICIPATION	4.35	4.35	4.04	4.6	4.6	4.8							
CLASS MANAGEMENT / ASSESSMENT OF STUDENTS	4.42	4.45	4.23	4.2	4.2	4.8							
OVERALL RATING	4.44	4.38	4.13	4.55	4.55	4.65							
ASSESSMENT IN PERCENTAGE	88.8%	87.6%	82.6%	91%	91%	93%							
AVERAGE % (SATISFACTION INDEX) : 83.33 %													

Description:-	Excellent	-	Very Good	-	Good	-	Fair	-	Poor
Rating Point:-	5		4		3		2		1

Signature with date			
Name	S. RAMAMURTHI	DR. M. RAVICHANDRAN	
	Feedback Collected by	HOD	



ARUNAI ENGINEERING COLLEGE
- QUALITY PROCESS DESCRIPTION
FORM FOR TEACHING EVALUATION BY STUDENTS
 Standard: ISO 9001:2015



Format : F-FDB-02
Version : 01

STUDENTS CONSOLIDATED FEEDBACK ON FACULTY

ACADEMIC YEAR: 2018-19 / Even Sem

B.E./E.C.G

Criteria/Subject code	HS 8251	MA 8251	PH 8251	BE 8254	EC 8251	EC 8252						
PLANNING AND ORGANISATION	4.56	4.50	4.38	4.6	4.6	4.4						
PRESENTATION / COMMUNICATION	4.4	4.35	4.45	4.8	4.8	4.2						
STUDENTS PARTICIPATION	4.4	4.25	4.22	4.4	4.4	4.2						
CLASS MANAGEMENT / ASSESSMENT OF STUDENTS	4.48	4.47	4.35	4.2	4.6	4.6						
OVERALL RATING	4.46	4.40	4.30	4.6	4.6	4.35						
ASSESSMENT IN PERCENTAGE	89.2%	88%	86%	92%	92%	87%						
AVERAGE % (SATISFACTION INDEX) : 83.33 %												

Description:-	Excellent	-	Very Good	-	Good	-	Fair	-	Poor
Rating Point:-	5		4		3		2		1

Signature with date	<i>S. Ramamoorthi</i>	<i>[Signature]</i>	
Name	S. Ramamoorthi	Dr. M. Ravichandran	
Feedback Collected by		HOD	



ARUNAI ENGINEERING COLLEGE
- QUALITY PROCESS DESCRIPTION
FORM FOR TEACHING EVALUATION BY STUDENTS
 Standard: ISO 9001:2015



Format : F-FDB-02
Version : 01

STUDENTS CONSOLIDATED FEEDBACK ON FACULTY

ACADEMIC YEAR: 2018-19 / Even Sem

B.E / Mechanical.

Criteria/Subject code	HS 8251	MA 8251	PH 8251	GE 8291	GE 8292						
PLANNING AND ORGANISATION	3.69	4.24	3.97	4.35	4.12						
PRESENTATION / COMMUNICATION	3.72	4.27	4.09	4.16	3.97						
STUDENTS PARTICIPATION	3.82	4.33	3.93	4.29	4.07						
CLASS MANAGEMENT / ASSESSMENT OF STUDENTS	3.70	4.40	3.86	4.12	4.11						
OVERALL RATING	3.73	4.32	3.76	4.23	4.07						
ASSESSMENT IN PERCENTAGE	74.6%	86.4%	79.2%	84.6%	81.4%						
AVERAGE % (SATISFACTION INDEX) : 83.33 %											

Description:-	Excellent	-	Very Good	-	Good	-	Fair	-	Poor
Rating Point:-	5		4		3		2		1

Signature with date			
Name	S. RAMAMOORTHY	DR. M. RAVICHANDRAN	
	Feedback Collected by	HOD	



ARUNAI ENGINEERING COLLEGE
QUALITY PROCESS DESCRIPTION
FORM FOR TEACHING EVALUATION BY FACULTY
Standard: ISO 9001:2015



Format : F-FDB-06
Version : 01

Teaching Faculty Feedback Analysis
Department of Humanities and Sciences



Academic Year :2018-2019

Academic performance measured through teaching – learning process , curriculum plan and implementation , ambience of the institution, governance

S.NO	Details	Avg Score (Out of 5)
1	Aims and objectives of the syllabus are well defined and clear.	4.5
2	The course/syllabus of this course increased my knowledge and perspective in the subject area.	4.3
3	The curriculum is sufficient to cover the programme / course outcomes.	4.0
4	The timely coverage of the syllabus is possible in the mentioned number of hours.	3.9
5	I have the freedom to adopt new techniques/education tools /strategies in teaching	3.7
6	Good facility and encouragement are available	4.3
7	The library is well equipped	4.8
8	The infrastructure available in the college/ department is excellent and efficiently used	4.6
9	Classroom Facilities are adequately good (LCD/Audio/Computer/Seating Arrangement etc)	4.6
10	Rest rooms, toilets, laboratory, playground, classrooms are clean and well maintained.	4.8
11	Authorities are approachable and accessible	4.3
12	The work distribution is fair and work load is reasonable in the department	4.7
13	There is a recognition/ appraisal system / Incentive/ Appreciation of the individual work.	4.3

Suggestions for improvement: Wi-Fi facility is required at department block.

HOD-HAS

	ARUNAI ENGINEERING COLLEGE QUALITY PROCESS DESCRIPTION FORM FOR TEACHING EVALUATION BY STUDENTS Standard: ISO 9001:2015		Format : F-FDB-02 Version : 01
---	--	---	---

STUDENTS CONSOLIDATED FEEDBACK ON FACULTY

ACADEMIC YEAR: 2018-2019-III (ODD)

Criteria/Subject code	MA8551	CS8591	EC8641	CS8494	IT8501	OTL53			
PLANNING AND ORGANISATION	5.0	4.0	4.0	4.0	4.0	5.0			
PRESENTATION / COMMUNICATION	4.0	4.0	4.0	4.0	4.0	4.0			
STUDENTS PARTICIPATION	5.0	5.0	4.0	4.0	4.0	5.0			
CLASS MANAGEMENT / ASSESSMENT OF STUDENTS	5.0	5.0	5.0	5.0	5.0	5.0			
OVERALL RATING	4.7	4.5	4.2	4.2	4.2	5.0			
ASSESSMENT IN PERCENTAGE	95%	90%	85%	85%	85%	100%			
AVERAGE % (SATISFACTION INDEX) : 83.33 %									
Description:-	Excellent	-	Very Good	-	Good	-	Fair	-	Poor
Rating Point:-	5		4		3		2		1



HOD/IT



ARUNAI ENGINEERING COLLEGE
QUALITY PROCESS DESCRIPTION
FORM FOR TEACHING EVALUATION BY FACULTY
Standard: ISO 9001:2015



Format : F-FDB-06
Version : 01

Teaching Faculty Feedback Analysis
Department of Information Technology

Academic Year : 2018-2019

Academic performance measured through teaching – learning process , curriculum plan and implementation , ambience of the institution, governance

S.NO	Details	Avg Score (Out of 5)
1	Aims and objectives of the syllabus are well defined and clear.	4.5
2	The course/syllabus of this course increased my knowledge and perspective in the subject area.	4.3
3	The curriculum is sufficient to cover the programme / course outcomes.	4.0
4	The timely coverage of the syllabus is possible in the mentioned number of hours.	3.6
5	I have the freedom to adopt new techniques/education tools /strategies in teaching	3.6
6	Good facility and encouragement are available	4.3
7	The library is well equipped	4.8
8	The infrastructure available in the college/ department is excellent and efficiently used	3.9
9	Classroom Facilities are adequately good (LCD/Audio/Computer/Seating Arrangement etc)	4.5
10	Rest rooms, toilets, laboratory, playground, classrooms are clean and well maintained.	4.8
11	Authorities are approachable and accessible	4.3
12	The work distribution is fair and work load is reasonable in the department	4.6
13	There is a recognition/ appraisal system / Incentive/ Appreciation of the individual work.	4.0

Suggestions for improvement: Wi-Fi facility is required at department block.


HOD-IT



ARUNAI ENGINEERING COLLEGE
QUALITY PROCESS DESCRIPTION

Standard: ISO 9001:2015



ACADEMIC YEAR-2018-2019
CONSOLIDATED ALUMNI FEEDBACK

SI.NO	Suggestion Given By Alumni
1	Encourage the students to strengthen their technical skills as well as personality

Prepared By

HOD-IT

PRINCIPAL

Arunai Engineering College
Tiruvannamalai - 606 603



ARUNAI ENGINEERING COLLEGE
QUALITY PROCESS DESCRIPTION
Standard: ISO 9001:2015



ACADEMIC YEAR-2018-2019
CONSOLIDATED EMPLOYERS FEEDBACK

SI.NO	Suggestion Given By Employers
1	Ability to Self-motivated and taking on appropriate level of responsibility
2	Creative in response to workplace challenges

Prepared By

HOD-IT

PRINCIPAL

Principal
Arunai Engineering College
Tiruvannamalai - 606 603



ARUNAI ENGINEERING COLLEGE
TIRUVANNAMALAI
DEPARTMENT OF MECHANICAL ENGINEERING



Faculty Evaluation by Student
EVEN SEMESTER 2018-2019

II-YAER & IV Sem A-Sec

S.No	Sub.Code	Subject Name	Faculty Name	Rating Of Teacher
1	MA8452	Statistics and Numerical Method	Mr.P.Vishnu Prakash	4.1
2	ME8492	Kinematics of Machinery	Mr.R.Sarath Chander	4.4
3	ME8451	Manufacturing Technology-II	Mr.S.Ramesh	4.6
4	ME8491	Engineering Metallurgy	Mr.R.Senthil	4.5
5	ME8395	Strength of Material for Mechanical Engineering	Mr.M.Saravana Muthu	4.6
6	ME8493	Thermal Engineering-II	Mr.P.Arulraj	4.3

II-YAER & IV Sem B-Sec

S.No	Sub.Code	Subject Name	Faculty Name	Rating Of Teacher
1	MA8452	Statistics and Numerical Method	Mr.N.Mahesh Kumar	4.2
2	ME8492	Kinematics of Machinery	Mr.S.Rajesh Kumar	4.4
3	ME8451	Manufacturing Technology-II	Mr.M.Saravana Muthu	4.5
4	ME8491	Engineering Metallurgy	Mr.N.Manikandan	4.7
5	ME8395	Strength of Material for Mechanical Engineering	Mr.S.Selvarasu	4.4
6	ME8493	Thermal Engineering-II	Mr.E.Prakash	4.5

III-YAER VI Sem- A Sec

S.No	Sub.Code	Subject Name	Faculty Name	Rating Of Teacher
1	ME6601	Design of Transmission System	Mr.R.Senthil	4.4
2	ME6602	Automobile Engineering	Mr.E.Prakash	4.5
3	ME6603	Finite Element Analysis	Mr.V.Parthipan	4.2
4	ME6604	Gas Dynamics and Jet Propulsion	Mr.S.Jayakumar	4.6
5	ME6004	Unconventional Machining Processes	Mr.R.Subash Karan	4.5
6	MG6851	Principle of Management	Mr.S.Thirumal Valavan	4.59

III-YAER VI Sem- B Sec

S.No	Sub.Code	Subject Name	Faculty Name	Rating Of Teacher
1	ME6601	Design of Transmission System	Mr.S.Thirumal Valavan	4.5
2	ME6602	Automobile Engineering	Mr.R.Sarath Chandar	4.4
3	ME6603	Finite Element Analysis	Mr.S.Venkatesan	4.6
4	ME6604	Gas Dynamics and Jet Propulsion	Mr.P.Ragunath	4.7
5	ME6004	Unconventional Machining Processes	Mr.S.Sivakumar	4.1
6	MG6851	Principle of Management	Mr.R.Mahendiran	4.2

IV-YAER VIII Sem- A Sec

S.No	Sub.Code	Subject Name	Faculty Name	Rating Of Teacher
1	MG6863	Engineering Economics	Mr.P.Ragunath	4.6
2	MG6071	Entrepreneurship Development	Mr.S.Selvarasu	4.5
3	ME6019	Non Destructive Testing and Materials	Mr.V.Parthiban	4.3



IV-YAER VIII Sem- B Sec

S.No	Sub.Code	Subject Name	Faculty Name	Rating Of Teacher
1	MG6863	Engineering Economics	Mr.R.Mahendiran	4.4
2	MG6071	Entrepreneurship Development	Mr.S.Sivakumar	4.7
3	ME6019	Non Destructive Testing and Materials	Dr.L.Jayakumar	4.6

IV-YAER VIII Sem- C Sec

S.No	Sub.Code	Subject Name	Faculty Name	Rating Of Teacher
1	MG6863	Engineering Economics	Mr.S.Ramesh	4.2
2	MG6071	Entrepreneurship Development	Mr.S.Venkatesan	4.4
3	ME6019	Non Destructive Testing and Materials	Mr.S.Rajesh Kumar	4.5


HOD/MECH

	ARUNAI ENGINEERING COLLEGE QUALITY PROCESS DESCRIPTION FORM FOR TEACHING EVALUATION BY FACULTY Standard: ISO 9001:2015		Format : F-FDB-06 Version : 01
---	---	---	---

Teaching Faculty Feedback Analysis

Department of Mechanical Engineering

Academic Year :2018-2019

Academic performance measured through teaching – learning process , curriculum plan and implementation , ambience of the institution, governance

S.NO	Details	Avg Score (Out of 5)
1	Aims and objectives of the syllabus are well defined and clear.	4.5
2	The course/syllabus of this course increased my knowledge and perspective in the subject area.	4.2
3	The curriculum is sufficient to cover the programme / course outcomes.	4.2
4	The timely coverage of the syllabus is possible in the mentioned number of hours.	4.4
5	I have the freedom to adopt new techniques/education tools /strategies in teaching	4.4
6	Good facility and encouragement are available	4.3
7	The library is well equipped	4.8
8	The infrastructure available in the college/ department is excellent and efficiently used	4.2
9	Classroom Facilities are adequately good (LCD/Audio/Computer/Seating Arrangement etc)	4.5
10	Rest rooms, toilets, laboratory, playground, classrooms are clean and well maintained.	4.8
11	Authorities are approachable and accessible	4.3
12	The work distribution is fair and work load is reasonable in the department	4.6
13	There is a recognition/ appraisal system / Incentive/ Appreciation of the individual work.	4.0

Suggestions for improvement: Wi-Fi facility is required at department block.


HOD/MECH



**ARUNAI ENGINEERING COLLEGE
TIRUVANNAMALAI
DEPARTMENT OF MECHANICAL ENGINEERING**

**ALUMINI SURVEY - CONSOLIDATED
BATCH-14-18**



Sl.No	ACADAMIC YEAR	TOTAL STRENGTH	Description	EXCELLENT (5)	VERY GOOD (4)	Good (3)	Satisfactory (2)	Poor (1)	Rating	Remarks
1	2014-2018	200	Infrastructure	130	40	30			2.70	LEVEL 3 ATTAINED
			Course Delivery	128	45	25	2		2.70	
			Students Personality Development	129	39	28	4		2.68	
			Commitment of Faculty	120	45	28	7		2.63	
			Library Facility	130	43	25	2		2.70	
			Counseling Activity	139	43	18			2.76	
			Discipline Standards	115	50	25	10		2.61	
			How about Ad-on Courses	120	42	23	15		2.60	
			Student-Staff Relationship	140	30	25	5		2.72	
			Hostel Facilities	125	43	20	12		2.64	
			Transport Facilities	126	52	21	1		2.71	
			Recreational Facilities	120	40	30	10		2.61	
			Extra-Curricular Activities	135	30	25	10		2.67	
			Interaction with Administration	140	35	25			2.75	
AVERAGE			1797	577	348	78	0	2.68	LEVEL 3 ATTAINED	

Dr. L. JAYAKANNAN, M.E.

PROFESSOR AND HEAD

DEPARTMENT OF MECHANICAL ENGINEERING

ARUNAI ENGINEERING COLLEGE